



Summary

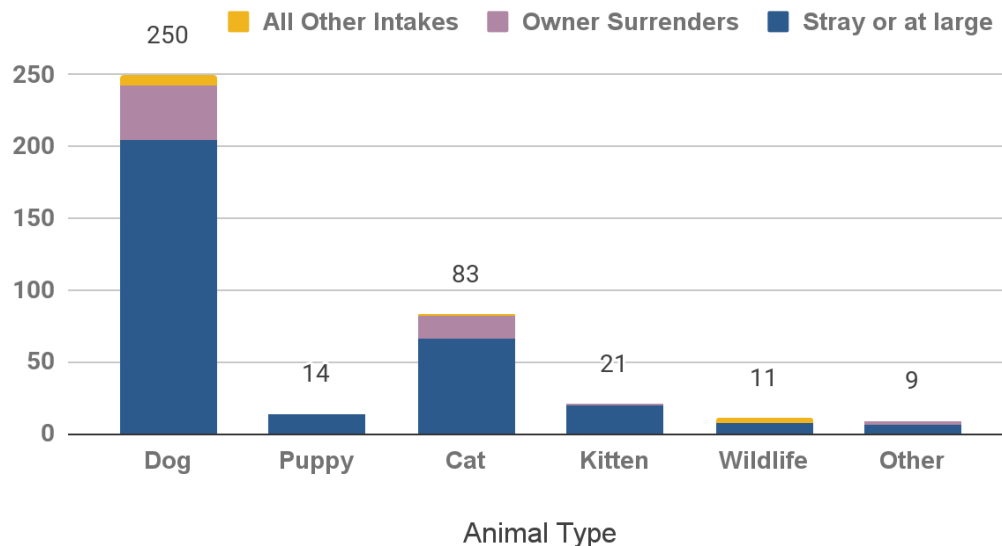
The February 2024 monthly report includes return to owner (RTO) rates for found animals, average length of stay (LOS), in addition to live-release-rates. These are key industry measures for the effectiveness of shelter operations to reunite or find placements for animals. There are also numbers of volunteers in each role, in addition to contributed hours.

Animal Intake

MCAS accepted stray dogs, sick, injured or at-risk adult cats and kittens from the public. Officers also picked up stray or lost animals. Owner-surrendered animals were accepted on a case by case basis, depending on urgent circumstances; *adoption returns are also included in the total*. Other intakes represent animals placed into protective custody by Animal Services officers, injured wildlife, or other Field-Services circumstances.

Intake Type	Dog	Puppy	Cat	Kitten	Wildlife	Other	Total
Stray or at large	205	14	66	19	7	6	317
Owner Surrenders	38	0	16	2	0	3	59
All Other Intakes	7	0	1	0	4	0	12
Total Live Intake	250	14	83	21	11	9	388

Animal Intake by Type and Circumstance



Veterinary Care Provided

Animal Health and Animal Care staff provided a wide range of veterinary services to animals in care.

To keep animals healthy, Animal Health staff administered vaccinations, including rabies, [DA2PP](#) and Bordetella for dogs and puppies, and [FVRCP](#) for cats and kittens.



They provided health exams and consultations, including routine exams, wound checks, pre-surgery checkups, behavior assessments, and reviewing test results or diagnoses with foster volunteers. *Due to veterinary staff availability, spay and neuter surgeries for shelter animals were limited, and many adopters were issued vouchers to complete surgeries and rabies vaccination at contracted veterinary clinics, including Oregon Humane Society.*



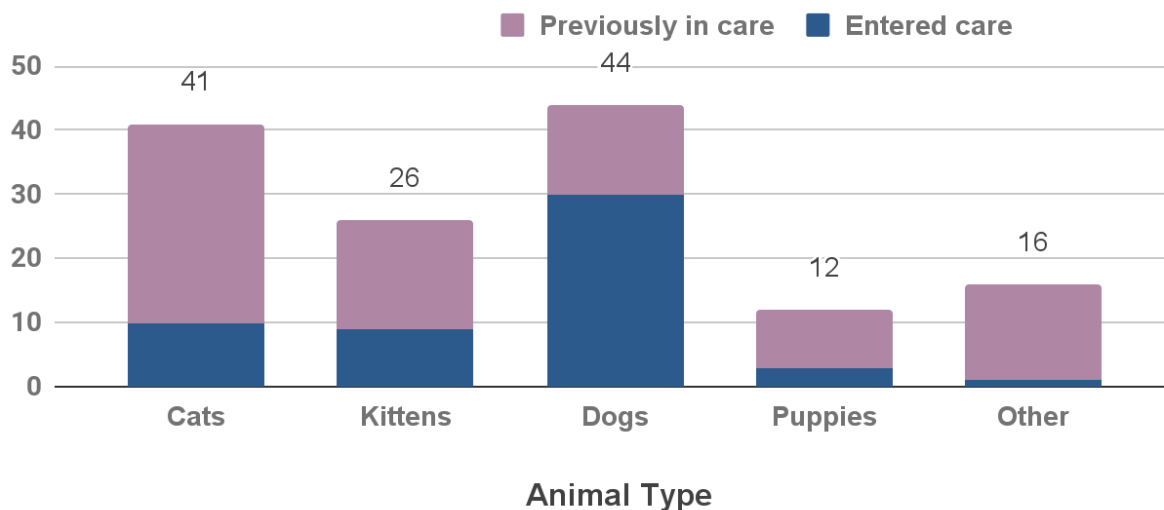
Veterinary Service	Cats	Kittens	Dogs	Puppies	Other	Total
Health Exams & Consults	249	97	476	31	44	897
Spay & Neuter Surgeries	25	7	20	1	16	69
Medications Administered	28	41	35	7	1	112
Tests & Diagnostics	6	4	0	4	0	14
Vaccinations	99	39	266	24	16	444
Other Vet Treatments	104	102	584	55	11	856
Total Services	511	290	1,381	122	88	2,392

Fostered Animals

The majority of animals in foster care were **dogs**, cats, kittens, rabbits, and puppies. Many animals entered and left foster care over the course of the month, so the total number represents the cumulative total, and not the maximum number of animals in care at one time. **Thank you to 92 foster volunteers for your lifesaving service.**

Animal type	Entered care	Previously in care	Total in foster care	Returned from care
Cats	10	31	41	12
Kittens	9	17	26	13
Dogs	30	14	44	31
Puppies	3	9	12	6
Other	1	15	16	12
Total	53	86	139	74

Animals in Foster Care



Animal Outcomes

Length of Stay (LOS)	Dog	Puppy	Cat	Kitten	Overall
Average Days	12	7	12	11	12

Return to Owner (RTO)*	Dog	Puppy	Cat	Kitten	Other	Total
Stray (No ID)	41%	17%	11%	0%	20%	30%
Stray (With ID)	78%	50%	27%	n/a	100%	68%
Average RTO Rate	49%	21%	13%	0%	33%	37%

*RTO is calculated only for reclaimed animals with a stray intake circumstance.

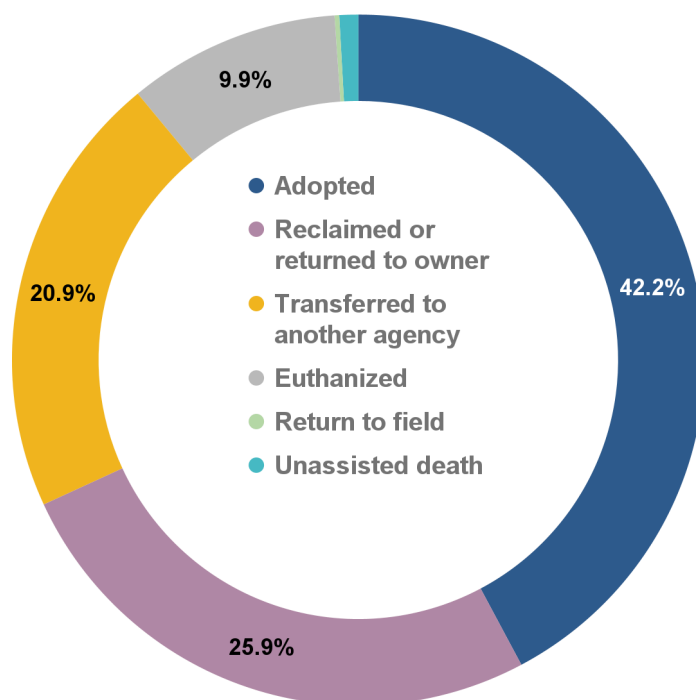
Live Release Rate (Live Outcomes / Total Outcomes)							
Dog	Puppy	Cat	Kitten	Wildlife	Other	Domestic Total	Total
92.2%	87.5%	87.6%	91.4%	10.0%	96.4%	91.0%	89.2%

192 or 42.2% of animals were adopted.

118 or 25.9% of animals were reclaimed by their owners. *The majority of animals represented in these outcomes were dogs with a license and/or microchip for owner-contact.*

95 or 20.9% of animals were transferred to another agency.

45 or 9.9% of animals were humanely euthanized, including cases of injured wildlife, injured or severely sick cats and kittens, and other domestic animals at the recommendation of a veterinarian, or for



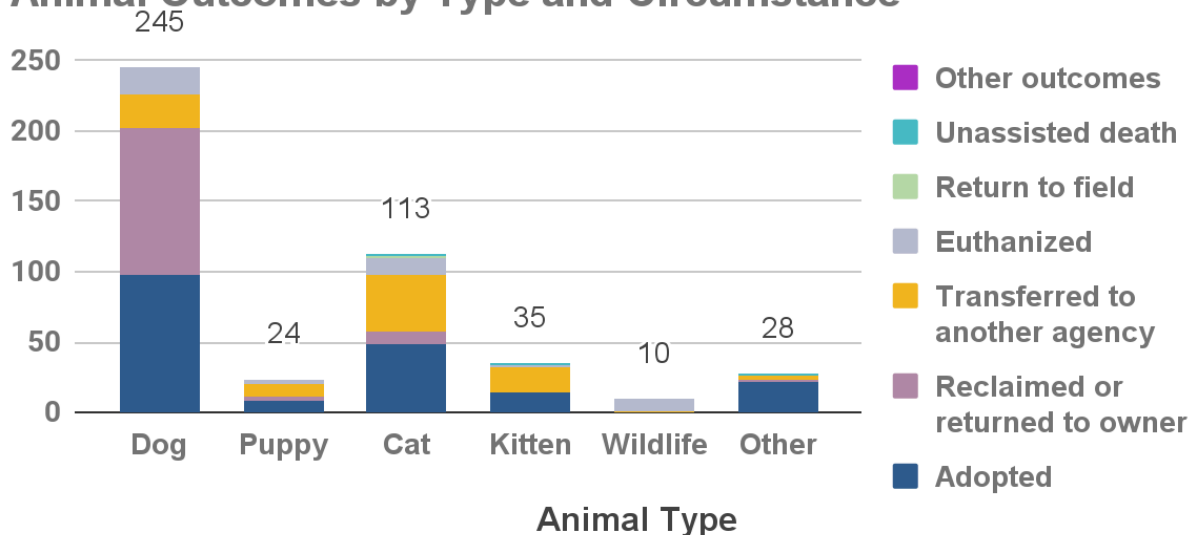
February 2024 - Agency Monthly Report

behavioral issues which would make an animal unsafe to place back into the community. [Cat intake is officially limited to cases where the cat is sick or injured, or in immediate danger due to cruelty, neglect, and similar circumstances](#), and kittens over six weeks old. There is decreased intake volume for cats, and an increased percentage of veterinary-recommended euthanasia for adult cats due to these intake conditions.

1 cat, or 0.2% of animals were returned to field at the location where they were found. 4 animals or 0.9% of animals died in care, including 2 cats, 1 kitten, and 1 rodent.

Outcome Type	Dog	Puppy	Cat	Kitten	Wildlife	Other	Total
Adopted	98	9	48	15	0	22	192
Reclaimed/returned to owner	104	3	9	0	0	2	118
Transferred to another agency	24	9	41	17	1	3	95
Euthanized	19	3	12	2	9	0	45
Return to field	0	0	1	0	0	0	1
Unassisted death	0	0	2	1	0	1	4
Other outcomes	0	0	0	0	0	0	0
Total	245	24	113	35	10	28	455

Animal Outcomes by Type and Circumstance



Transfers

MCAS transferred 95 or 20.9% of shelter animals to other shelters and rescues. **Thank you to our community partners for your lifesaving work.**

- Oregon Humane Society
- Cat Adoption Team
- Stumptown Strays
- Pets On Broadway
- NW Animal Companions
- Theresa's Country Feed and Pet Supply
- One Tail at a Time Dog Rescue, LLC
- Harmony New Beginnings Animal Rescue
- Animal Rescue And Care Fund
- Miniature Schnauzer Rescue
- Indigo Rescue
- Humane Society Of Southwest Washington
- Hazel's House Rescue
- Family Dogs New Life Shelter
- Bull Terrier Rescue Inc
- Bird Alliance Of Oregon (formerly Portland Audubon)

Volunteers

Thank you volunteers for your service to the pets and people of our community!

Volunteer Roles	Volunteers	FTE	Hours
Cats	7	0.51	89
Cleaning	24	0.77	134
Dogs	38	2.60	450
Events	0	0.00	0
Foster Animals	92	26.35	4,566
Info Desk	9	0.95	164
Laundry	17	0.77	133
Transport	2	0.08	13
Other (<i>Office, surgery, reserve officer, etc.</i>)	2	0.18	32
Total*	174	32.20	5,581

*Unique volunteers - many volunteers serve in multiple roles.

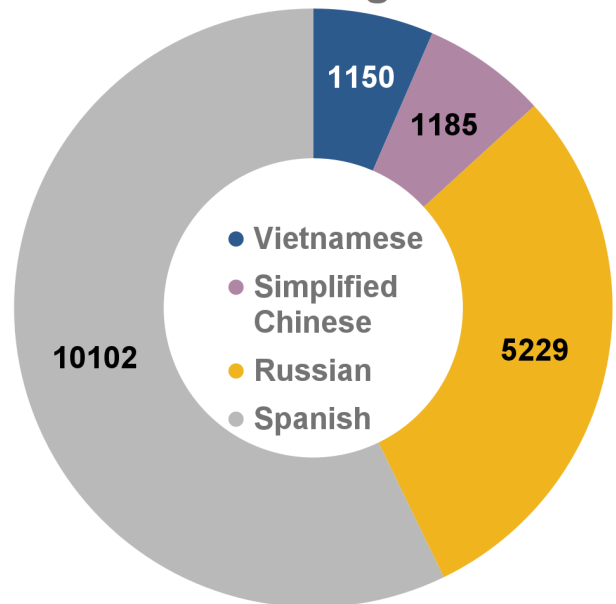
**FTE is the estimated equivalent number of full-time employees.

Online Resources

Many services provided by MCAS are accessible online, at multcopets.org. Members of the public can search for adoptable or lost / found pets, license their pets, and learn about other resources and news. MCAS website pages are translated into four languages.

Page Categories	Page Views
Adoptable Pets	237,467
Lost & Found Pets	58,137
Home Page Visits	29,086
Licensing Resources	18,404
News & Updates	13,818
Low-Cost Services	5,704
Kitten Resources	166
Field Services	3,884
Volunteering	1,734
Other Pages	34,598
Total	402,998

Translated Page Visits



Field Services

Field Services officers responded to 532 urgent needs of community members and their pets, investigated cases of potential cruelty or neglect, loose-aggressive animals, bites, and picked up stray, injured, abandoned, potentially dangerous, or deceased animals. Officers also responded to non-urgent calls such as barking dogs, animal trespass, and other community issues.

Dispatch Category	Count	Percentage
Deceased Animal Pickup	44	8%
Stray Animal	76	14%
Suspected Cruelty / Neglect	92	17%
Loose aggressive animal (<i>Animals actively charging, attacking, or chasing people or animals</i>)	80	15%
Bite Investigation	59	11%
Loose animal	36	7%
Injured Animal	28	5%
Abandoned Animal	0	0%
Animal Placed in Protective Custody	33	6%
Wildlife	36	7%
Other	48	9%
Total	532	100%

Pet Licensing

MCAS issued 2,310 total new or renewed licenses.

Type	Cats	Dogs	Total
Licenses Issued	767	1,544	2,311