



## Summary

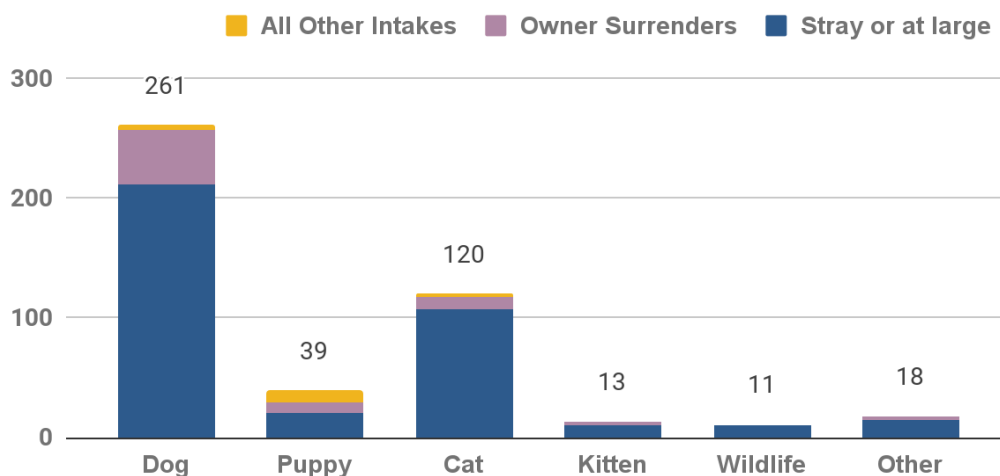
The March 2024 monthly report includes return to owner (RTO) rates for found animals, average length of stay (LOS), and live-release-rates. These are key industry measures for the effectiveness of shelter operations to reunite or find placements for animals. There are also numbers of volunteers in each role, in addition to contributed hours.

## Animal Intake

MCAS accepted stray dogs, sick, injured or at-risk adult cats and kittens from the public. Officers also picked up stray or lost animals. Owner-surrendered animals were accepted on a case by case basis, depending on urgent circumstances; *adoption returns are also included in the total*. Other intakes represent animals placed into protective custody by Animal Services officers, injured wildlife, or other Field-Services circumstances.

Intake Type	Dog	Puppy	Cat	Kitten	Wildlife	Other	Total
Stray or at large	212	21	107	11	10	14	<b>375</b>
Owner Surrenders	45	9	11	2	0	4	<b>71</b>
All Other Intakes	4	9	2	0	1	0	<b>16</b>
<b>Total Live Intake</b>	<b>261</b>	<b>39</b>	<b>120</b>	<b>13</b>	<b>11</b>	<b>18</b>	<b>462</b>

Animal Intake by Type and Circumstance



## Veterinary Care Provided

Animal Health and Animal Care staff provided a wide range of veterinary services to animals in care.

To keep animals healthy, Animal Health staff administered vaccinations, including rabies, [DA2PP](#) and Bordetella for dogs and puppies, and [FVRCP](#) for cats and kittens.



They provided health exams and consultations, including routine exams, wound checks, pre-surgery checkups, behavior assessments, and reviewing test results or diagnoses with foster volunteers. *Due to veterinary staff availability, spay and neuter surgeries for shelter animals were limited, and many adopters were issued vouchers to complete surgeries and rabies vaccination at contracted veterinary clinics, including Oregon Humane Society.*



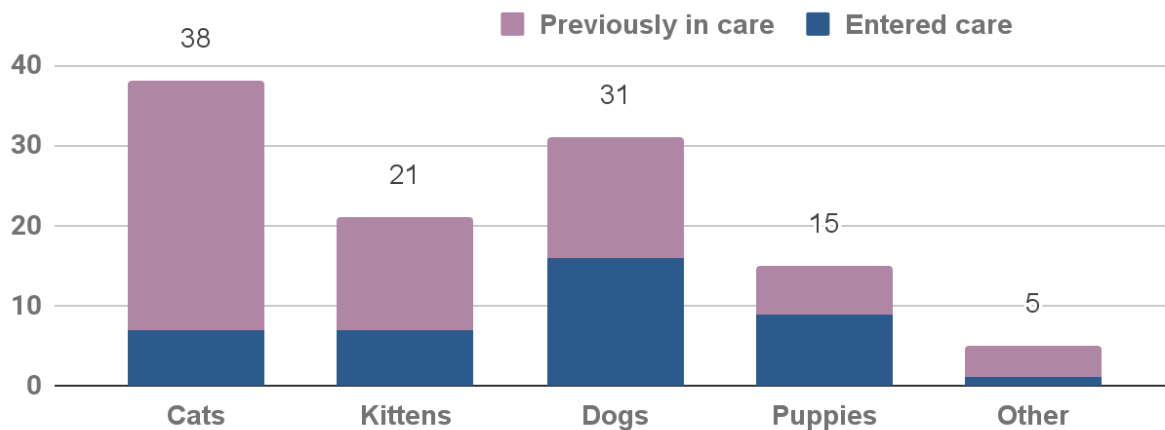
<b>Veterinary Service</b>	<b>Cats</b>	<b>Kittens</b>	<b>Dogs</b>	<b>Puppies</b>	<b>Other</b>	<b>Total</b>
Health Exams & Consults	270	37	551	47	44	949
Spay & Neuter Surgeries	25	10	31	2	10	78
Medications Administered	43	2	37	0	0	82
Tests & Diagnostics	8	1	2	5	0	16
Vaccinations	146	36	309	47	14	552
Other Vet Treatments	154	59	576	113	18	920
<b>Total Services</b>	<b>646</b>	<b>145</b>	<b>1,506</b>	<b>214</b>	<b>86</b>	<b>2,597</b>

## Fostered Animals

The majority of animals in foster care were cats, dogs, kittens, and puppies. Many animals entered and left foster care over the course of the month, so the total number represents the cumulative total, and not the maximum number of animals in care at one time. **Thank you to 72 foster volunteers for your lifesaving service.**

Animal type	Entered care	Previously in care	Total in foster care	Returned from care
Cats	7	31	38	21
Kittens	7	14	21	17
Dogs	16	15	31	25
Puppies	9	6	15	15
Other	1	4	5	4
<b>Total</b>	<b>40</b>	<b>70</b>	<b>110</b>	<b>82</b>

Animals in Foster Care



## Animal Outcomes

Length of Stay (LOS)	Dog	Puppy	Cat	Kitten	Overall
Average Days	12	9	53	42	22

Return to Owner (RTO)*	Dog	Puppy	Cat	Kitten	Other	Total
Stray (No ID)	41%	16%	7%	0%	0%	25%
Stray (With ID)	54%	50%	35%	n/a	n/a	49%
<b>Average RTO Rate</b>	<b>46%</b>	<b>19%</b>	<b>14%</b>	<b>0%</b>	<b>0%</b>	<b>32%</b>

\*RTO is calculated only for reclaimed animals with a stray intake circumstance.

Live Release Rate (Live Outcomes / Total Outcomes)\*

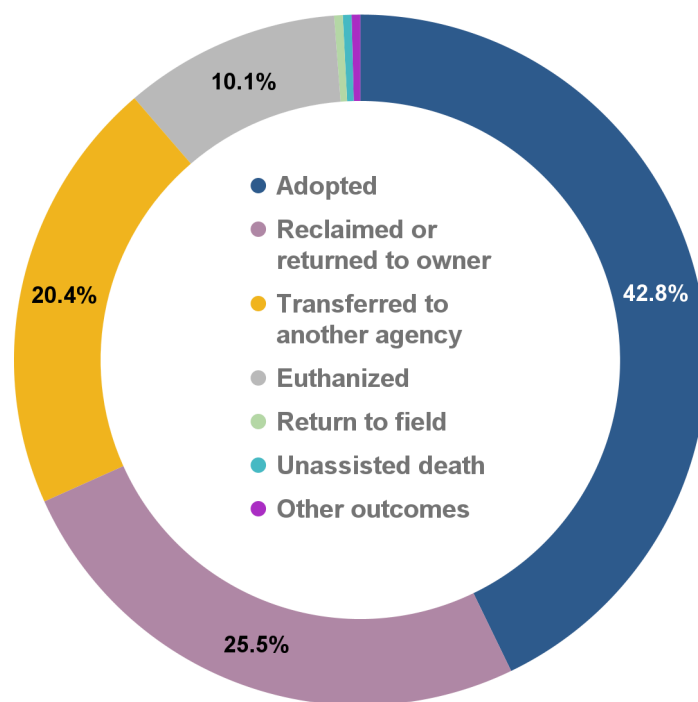
Dog	Puppy	Cat	Kitten	Wildlife	Other	Domestic Total	Total
91.3%	100.0%	82.7%	100.0%	25.0%	95.7%	90.7%	89.1%

212 or 42.8% of animals were adopted.

126 or 25.5% of animals were reclaimed by their owners. *The majority of animals represented in these outcomes were dogs with a license and/or microchip for owner-contact.*

101 or 20.4% of animals were transferred to another agency.

50 or 10.1% of animals were humanely euthanized, including cases of injured wildlife, injured or severely sick cats and kittens, and other domestic animals for medical reasons, or for behavioral issues which would make an animal unsafe to place back into the community. [Cat intake is](#)



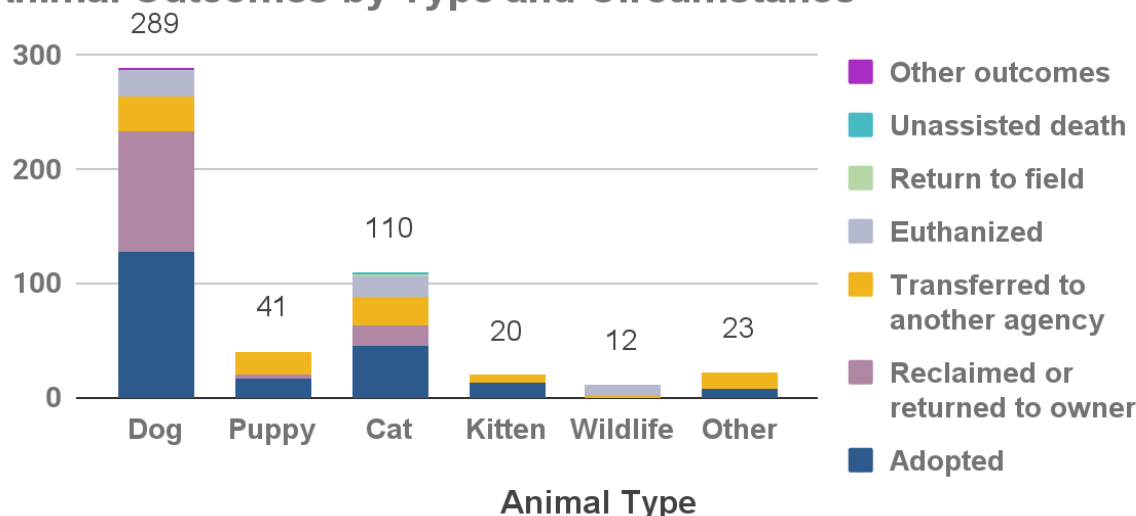
# March 2024 - Agency Monthly Report

[officially limited to cases where the cat is sick or injured, or in immediate danger due to cruelty, neglect, and similar circumstances.](#) There is decreased intake volume for cats, and an increased percentage of medically-recommended euthanasia for adult cats due to these intake conditions.

2 cats, or 0.4% of animals were returned to field at the location where they were found. 2 animals or 0.4% of animals died in care, including 1 cat, and 1 bird. 2 dogs, or 0.4% of animals were lost in care (escaped).

Outcome Type	Dog	Puppy	Cat	Kitten	Wildlife	Other	Total
Adopted	128	17	46	13	0	8	212
Reclaimed/returned to owner	105	4	17	0	0	0	126
Transferred to another agency	31	20	26	7	3	14	101
Euthanized	23	0	18	0	9	0	50
Return to field	0	0	2	0	0	0	2
Unassisted death	0	0	1	0	0	1	2
Other outcomes	2	0	0	0	0	0	2
<b>Total</b>	<b>289</b>	<b>41</b>	<b>110</b>	<b>20</b>	<b>12</b>	<b>23</b>	<b>495</b>

### Animal Outcomes by Type and Circumstance



## Transfers

MCAS transferred 101 or 20.4% of shelter animals to other shelters and rescues. ***Thank you to our community partners for your lifesaving work.***

- Oregon Humane Society
- Cat Adoption Team
- Stumptown Strays
- Theresa's Country Feed And Pet Supply
- Furfriends Animal Rescue, Inc
- Sos Lost Pet Rescue Nw, Inc
- Pets On Broadway
- Harmony New Beginnings Animal Rescue
- Fur Love Haven
- Family Dogs New Life Shelter
- Bird Alliance Of Oregon
- Pacific Pug Rescue
- Pacific Coast K9
- Oregon Department Of Fish And Wildlife
- Katharine Brownlie
- Humane Society Of Southwest Washington
- House Of Dreams
- Hiss & Hers Herp Hobbies
- Cavalier Rescue
- Cat Alliance Team Sanctuary
- Bulldog Haven NW
- My Way Home Dog Rescue
- Australian Shepherds Furever

## Volunteers

Thank you volunteers for your service to the pets and people of our community!

Volunteer Roles	Volunteers	FTE	Hours
Cats	8	0.52	89
Cleaning	24	0.49	85
Dogs	43	3.01	521
Events	0	0.00	0
Foster Animals	72	20.13	3,489
Info Desk	7	0.70	121
Laundry	17	0.72	124
Transport	2	0.08	13
Other (Office, surgery, reserve officer, etc.)	2	0.20	43
<b>Total*</b>	<b>158</b>	<b>25.89</b>	<b>4,486</b>

\*Unique volunteers - many volunteers serve in multiple roles.

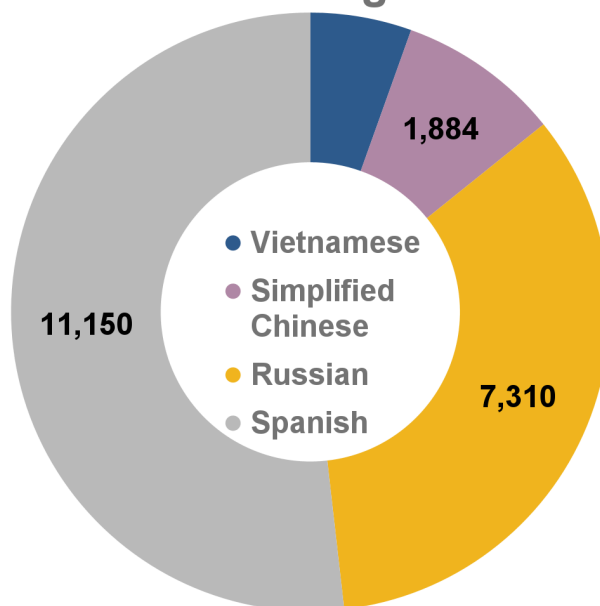
\*\*FTE is the estimated equivalent number of full-time employees.

## Online Resources

Many services provided by MCAS are accessible online, at multcopets.org. Members of the public can search for adoptable or lost / found pets, license their pets, and learn about other resources and news. MCAS website pages are translated into four languages.

Page Categories	Page Views
Adoptable Pets	293,716
Lost & Found Pets	58,037
Home Page Visits	27,853
Licensing Resources	21,946
News & Updates	13,779
Low-Cost Services	5,456
Kitten Resources	226
Field Services	4,708
Volunteering	1,594
Other Pages	53,630
<b>Total</b>	<b>480,945</b>

### Translated Page Visits



## Field Services

Field Services officers responded to 635 urgent needs of community members and their pets, investigated cases of potential cruelty or neglect, loose-aggressive animals, bites, and picked up stray, injured, abandoned, potentially dangerous, or deceased animals. Officers also responded to non-urgent calls such as barking dogs, animal trespass, and other community issues.

Dispatch Category	Count	Percentage
Cruelty Neglect	93	15%
Loose Aggressive	87	14%
Stray Holding	65	10%
Bite Investigation - Dog	62	10%
Dead	55	9%
Protective Custody	53	8%
Injured	33	5%
Wildlife	28	4%
Loose Nuisance	27	4%
Abandoned	21	3%
Stray Confined	20	3%
Other	91	14%
<b>Total</b>	<b>635</b>	<b>100%</b>

## Pet Licensing

MCAS issued 2,933 total new or renewed licenses.

Type	Cats	Dogs	Total
<b>Licenses Issued</b>	1,014	1,919	<b>2,933</b>