



Summary

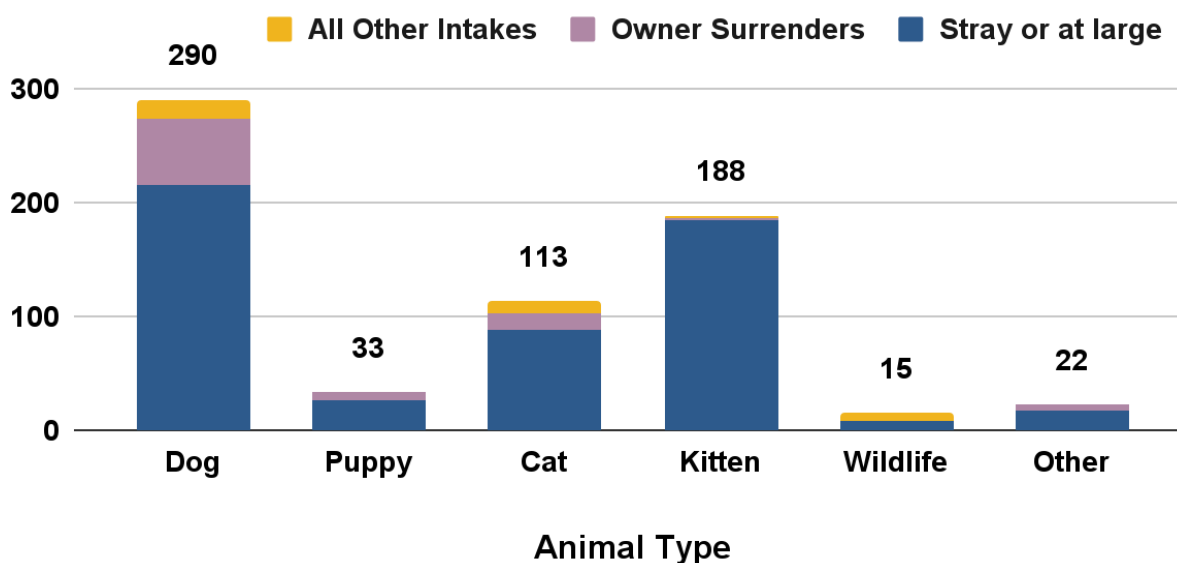
The July 2024 monthly report includes return to owner (RTO) rates for found animals, average length of stay (LOS), and live-release-rates. These are key industry measures for the effectiveness of shelter operations to reunite or find placements for animals. There are also numbers of volunteers in each role, in addition to contributed hours.

Animal Intake

MCAS accepted stray dogs, sick, injured or at-risk adult cats and kittens from the public. Officers also picked up stray or lost animals. Owner-surrendered animals were accepted on a case by case basis, depending on urgent circumstances; *adoption returns are also included in the total*. Other intakes represent animals placed into protective custody by Animal Services officers, injured wildlife, or other Field-Services circumstances.

Intake Type	Dog	Puppy	Cat	Kitten	Wildlife	Other	Total
Stray or at large	216	26	89	184	8	18	541
Owner Surrenders	58	7	14	2	0	4	85
All Other Intakes	16	0	10	2	7	0	35
Total Live Intake	290	33	113	188	15	22	661

Animal Intake by Type and Circumstance



Veterinary Care Provided

Animal Health and Animal Care staff provided a wide range of veterinary services to animals in care.

To keep animals healthy, Animal Health staff administered vaccinations, including rabies, [DA2PP](#) and Bordetella for dogs and puppies, and [FVRCP](#) for cats and kittens.



They provided health exams and consultations, including routine exams, wound checks, pre-surgery checkups, behavior assessments, and reviewing test results or diagnoses with foster volunteers. *Due to veterinary staff availability, spay and neuter surgeries for shelter animals were limited, and many adopters were issued vouchers to complete surgeries and rabies vaccination at contracted veterinary clinics, including Oregon Humane Society.*



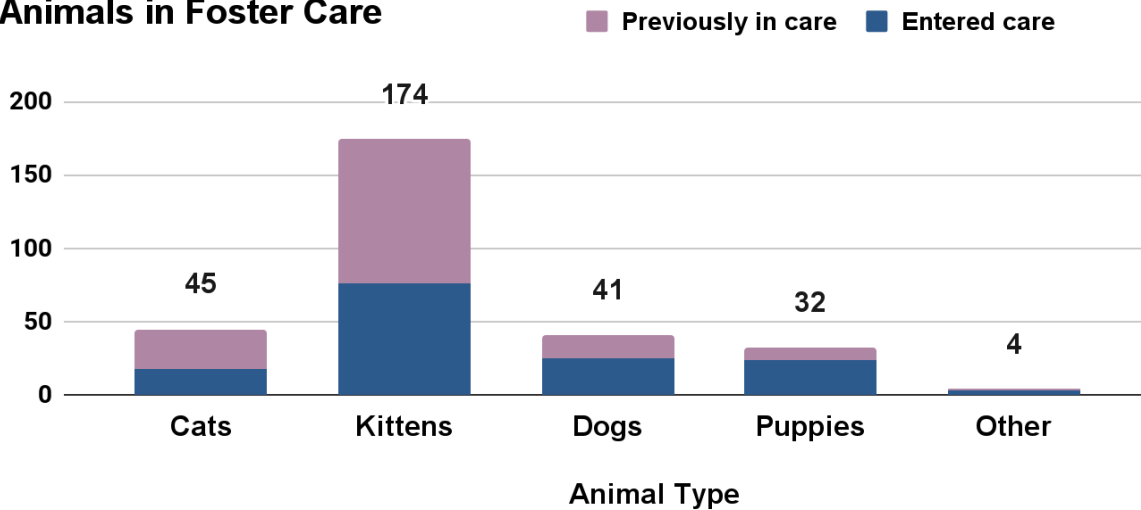
Veterinary Service	Cats	Kittens	Dogs	Puppies	Other	Total
Health Exams & Consults	340	386	531	49	42	1,348
Spay & Neuter Surgeries	34	41	33	2	6	116
Medications Administered	52	152	117	4	0	325
Tests & Diagnostics	5	19	2	0	0	26
Vaccinations	126	229	278	40	12	685
Other Vet Treatments	149	604	580	140	14	1,487
Total Services	706	1,431	1,541	235	74	3,987

Fostered Animals

The majority of animals in foster care were kittens, cats, dogs, and puppies. Many animals entered and left foster care over the course of the month, so the total number represents the cumulative total, and not the maximum number of animals in care at one time. **Thank you to 133 foster volunteers for your lifesaving service.**

Animal type	Entered care	Previously in care	Total in foster care	Returned from care
Cats	18	27	45	15
Kittens	76	98	174	94
Dogs	25	16	41	25
Puppies	24	8	32	19
Other	3	1	4	4
Total	146	150	296	157

Animals in Foster Care



Animal Outcomes

Length of Stay (LOS)	Dog	Puppy	Cat	Kitten	Overall
Average Days	13	9	12	18	14

Return to Owner (RTO)*	Dog	Puppy	Cat	Kitten	Other	Total
Stray (No ID)	38%	8%	7%	0%	0%	14%
Stray (With ID)	76%	100%	23%	0%	0%	61%
Average RTO Rate	51%	12%	9%	0%	0%	23%

*RTO is calculated only for reclaimed animals with a stray intake circumstance.

Live Release Rate (Live Outcomes / Total Outcomes)*

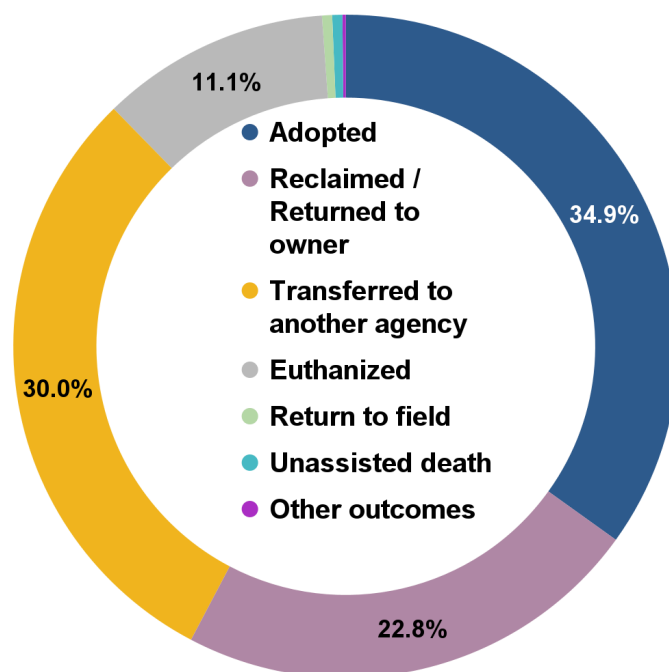
Dog	Puppy	Cat	Kitten	Wildlife	Other	Domestic Total	Total
89.2%	100.0%	81.7%	94.5%	6.7%	95.0%	90.3%	88.2%

213 or 34.9% of animals were adopted.

139 or 22.8% of animals were reclaimed by their owners. *The majority of animals represented in these outcomes were dogs with a license and/or microchip for owner-contact.*

183 or 30% of animals were transferred to another agency.

68 or 11.1% of animals were humanely euthanized, including cases of injured wildlife, injured or severely sick cats and kittens, and other domestic animals for medical reasons, or for behavioral issues which would make an animal unsafe to place back into the community.



July 2024 - Agency Monthly Report

[Cat intake is officially limited to cases where the cat is sick or injured, or in immediate danger due to cruelty, neglect, and similar circumstances.](#) There is decreased intake volume for cats, and an increased percentage of medically-recommended euthanasia for adult cats due to these intake conditions.

2 cats and 1 bird, or 0.5% of animals were returned to field at the location where they were found. 1 dog, 1 kitten and 1 instance of wildlife, or 0.5% of animals died in care. 1 dog, or 0.2% of animals were lost in care (escaped).

Outcome Type	Dog	Puppy	Cat	Kitten	Wildlife	Other	Total
Adopted	95	8	33	70	0	7	213
Reclaimed / returned to owner	124	3	10	2	0	0	139
Transferred to another agency	29	11	31	100	1	11	183
Euthanized	28	0	17	9	13	1	68
Return to field	0	0	2	0	0	1	3
Unassisted death	1	0	0	1	1	0	3
Other outcomes	1	0	0	0	0	0	1
Total	278	22	93	182	15	20	610

Transfers

MCAS transferred 183 or 30% of shelter animals to other shelters and rescues. ***Thank you to our community partners for your lifesaving work.***

- Oregon Humane Society
- Cat Adoption Team
- Stumptown Strays
- Cats Meow Cat Rescue
- Cat Alliance Team Sanctuary
- Theresa's Country Feed and Pet Supply
- Hiss & Hers Herp Hobbies
- One Tail At A Time Dog Rescue, LLC
- Willamette Valley Ferret Shelter
- Lancaster Four Dog Rescue
- Humane Society For Southwest Washington
- English Springer Rescue America INC
- Bulldog Haven NW
- Seattle Purebred Dog Rescue
- Oregon Department Of Fish And Wildlife
- Oregon Dachshund Rescue
- Indigo Rescue
- Hope's Haven
- Bird Alliance Of Oregon

Volunteers

Volunteers support the pets of our community in many different ways. A network of foster volunteers provides vital support to kittens, puppies, and other at-risk shelter animals. Volunteers walk and socialize dogs throughout the day, and support adoption meet & greets. They socialize cats and small animals. They help clean and add material enrichment to enclosures. They support the constant demand for clean laundry and dishes. They support office staff and special events, and so much more.

Thank you to our volunteers for your service to the pets and people of our community!

Volunteer Roles	Volunteers	FTE**	Hours
Cats	6	0.43	74
Cleaning	18	0.41	72
Dogs	42	2.60	451
Events	0	0.00	0
Foster Animals	133	42.09	7,295
Info Desk	10	0.89	154
Laundry	13	0.59	103
Transport	2	0.02	4
Other (<i>Office, surgery, reserve officer, etc.</i>)	3	0.16	78
Total*	215	47.49	8,230


*Unique volunteers - many volunteers serve in multiple roles.

**FTE is the estimated equivalent number of full-time employees.

Online Resources

Many services provided by MCAS are accessible online, at multcopets.org. Members of the public can search for adoptable or lost / found pets, license their pets, and learn about other resources and news. MCAS website pages are translated into four languages.

Page Categories	Page Views
Adoptable Pets	135,478
Lost & Found Pets	76,808
Home Page Visits	35,062
Licensing Resources	21,062
News & Updates	5,466
Low-Cost Services	5,398
Kitten Resources	385
Field Services	5,233
Volunteering	1,718
Other Pages	44,186
Total	330,796



Field Services

Field Services officers responded to many urgent needs of community members and their pets, investigated cases of potential cruelty or neglect, loose-aggressive animals, bites, and picked up stray, injured, abandoned, potentially dangerous, or deceased animals. Officers also responded to non-urgent calls such as barking dogs, animal trespass, and other community issues.

Dispatch Category	Count	Percentage
Cruelty Neglect	116	17%
Loose Aggressive	77	11%
Stray Holding	70	10%
Dead	66	10%
Bite Investigation - Dog	55	8%
Wildlife	47	7%
Protective Custody	37	5%
Loose Nuisance	34	5%
Injured	31	5%
Abandoned	24	4%
Unattended Animal In Vehicle	21	3%
Other	101	15%
Total	679	100%

Pet Licensing

MCAS issued 2,845 total new or renewed licenses.

Type	Cats	Dogs	Total
Licenses Issued	917	1,928	2,845