



Summary

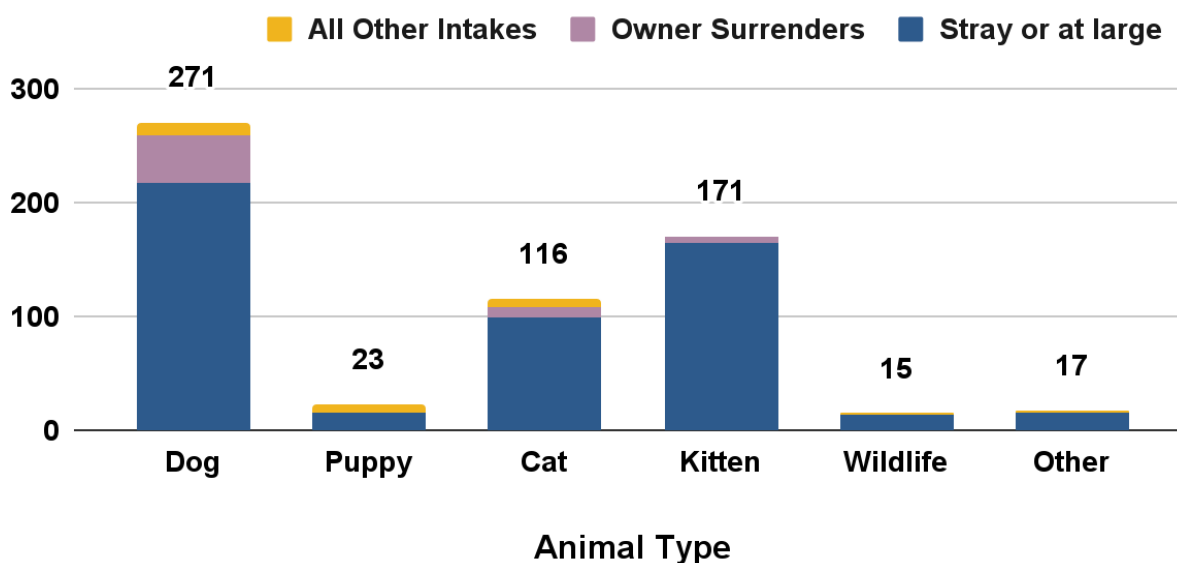
The June 2024 monthly report includes return to owner (RTO) rates for found animals, average length of stay (LOS), and live-release-rates. These are key industry measures for the effectiveness of shelter operations to reunite or find placements for animals. There are also numbers of volunteers in each role, in addition to contributed hours.

Animal Intake

MCAS accepted stray dogs, sick, injured or at-risk adult cats and kittens from the public. Officers also picked up stray or lost animals. Owner-surrendered animals were accepted on a case by case basis, depending on urgent circumstances; *adoption returns are also included in the total*. Other intakes represent animals placed into protective custody by Animal Services officers, injured wildlife, or other Field-Services circumstances.

Intake Type	Dog	Puppy	Cat	Kitten	Wildlife	Other	Total
Stray or at large	217	16	100	164	13	16	526
Owner Surrenders	43	0	8	7	0	0	58
All Other Intakes	11	7	8	0	2	1	29
Total Live Intake	271	23	116	171	15	17	613

Animal Intake by Type and Circumstance



Veterinary Care Provided

Animal Health and Animal Care staff provided a wide range of veterinary services to animals in care.

To keep animals healthy, Animal Health staff administered vaccinations, including rabies, [DA2PP](#) and Bordetella for dogs and puppies, and [FVRCP](#) for cats and kittens.



They provided health exams and consultations, including routine exams, wound checks, pre-surgery checkups, behavior assessments, and reviewing test results or diagnoses with foster volunteers. *Due to veterinary staff availability, spay and neuter surgeries for shelter animals were limited, and many adopters were issued vouchers to complete surgeries and rabies vaccination at contracted veterinary clinics, including Oregon Humane Society.*



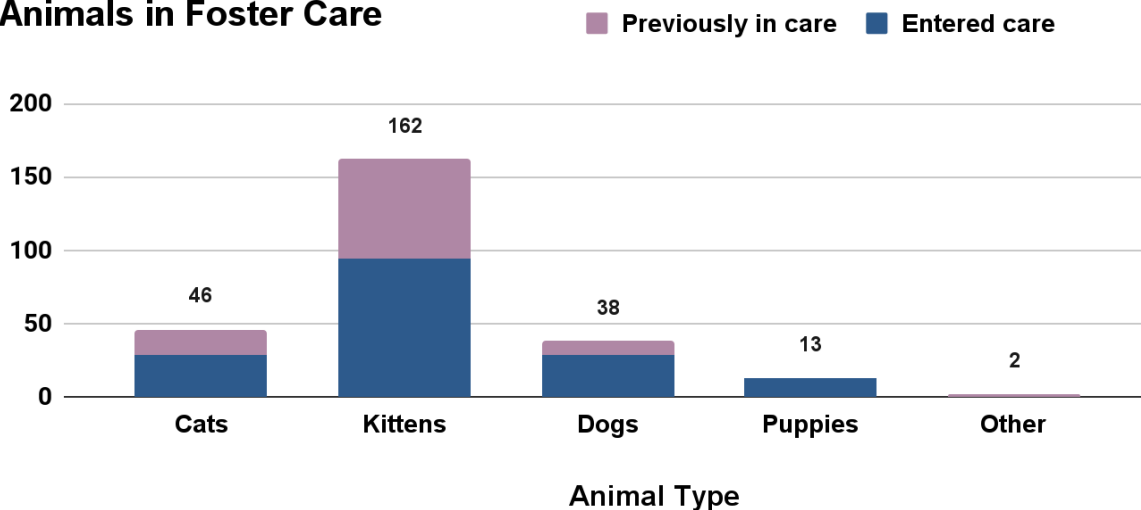
Veterinary Service	Cats	Kittens	Dogs	Puppies	Other	Total
Health Exams & Consults	324	389	545	42	40	1,340
Spay & Neuter Surgeries	28	25	26	3	8	90
Medications Administered	133	116	74	0	0	323
Tests & Diagnostics	3	12	6	4	0	25
Vaccinations	125	224	292	43	8	692
Other Vet Treatments	121	669	543	110	8	1,451
Total Services	734	1,435	1,486	202	64	3,921

Fostered Animals

The majority of animals in foster care were kittens, cats, dogs, and puppies. Many animals entered and left foster care over the course of the month, so the total number represents the cumulative total, and not the maximum number of animals in care at one time. **Thank you to 121 foster volunteers for your lifesaving service.**

Animal type	Entered care	Previously in care	Total in foster care	Returned from care
Cats	29	17	46	20
Kittens	94	68	162	71
Dogs	29	9	38	26
Puppies	13	0	13	6
Other	0	2	2	1
Total	165	96	261	124

Animals in Foster Care



Animal Outcomes

Length of Stay (LOS)	Dog	Puppy	Cat	Kitten	Overall
Average Days	11	6	16	17	13

Return to Owner (RTO)*	Dog	Puppy	Cat	Kitten	Other	Total
Stray (No ID)	46%	8%	3%	0%	27%	19%
Stray (With ID)	76%	50%	23%	100%	0%	57%
Average RTO Rate	53%	19%	9%	1%	25%	26%

*RTO is calculated only for reclaimed animals with a stray intake circumstance.

Live Release Rate (Live Outcomes / Total Outcomes)*

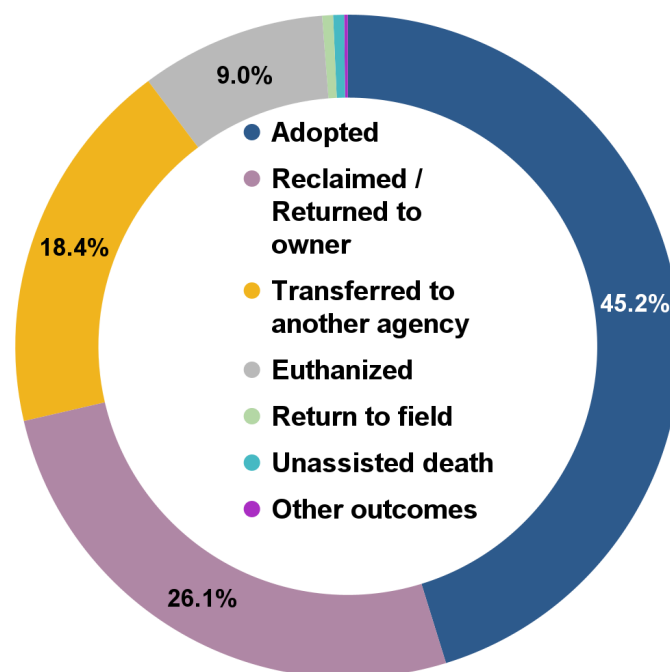
Dog	Puppy	Cat	Kitten	Wildlife	Other	Domestic Total	Total
94.7%	100.0%	81.0%	95.3%	31.3%	84.2%	92.0%	90.3%

256 or 45.2% of animals were adopted.

148 or 26.1% of animals were reclaimed by their owners. *The majority of animals represented in these outcomes were dogs with a license and/or microchip for owner-contact.*

104 or 18.4% of animals were transferred to another agency.

51 or 9% of animals were humanely euthanized, including cases of injured wildlife, injured or severely sick cats and kittens, and other domestic animals for medical reasons, or for behavioral issues which would make an animal unsafe to place back into the community.



June 2024 - Agency Monthly Report

[Cat intake is officially limited to cases where the cat is sick or injured, or in immediate danger due to cruelty, neglect, and similar circumstances.](#) There is decreased intake volume for cats, and an increased percentage of medically-recommended euthanasia for adult cats due to these intake conditions.

3 cats, or 0.5% of animals were returned to field at the location where they were found. 1 kitten and 2 instances of wildlife, or 0.5% of animals died in care. 1 cat, or 0.2% of animals were lost in care (escaped).

Outcome Type	Dog	Puppy	Cat	Kitten	Wildlife	Other	Total
Adopted	105	4	52	91	0	4	256
Reclaimed / returned to owner	126	6	11	1	0	4	148
Transferred to another agency	21	2	19	49	5	8	104
Euthanized	14	0	19	6	9	3	51
Return to field	0	0	3	0	0	0	3
Unassisted death	0	0	0	1	2	0	3
Other outcomes	0	0	1	0	0	0	1
Total	266	12	105	148	16	19	566

Transfers

MCAS transferred 104 or 18.4% of shelter animals to other shelters and rescues. ***Thank you to our community partners for your lifesaving work.***

- Oregon Humane Society
- Cat Adoption Team
- Stumptown Strays
- Theresa's Country Feed and Pet Supply
- Humane Society Of Southwest Washington
- Bird Alliance Of Oregon
- Cat Alliance Team Sanctuary
- Harmony New Beginnings Animal Rescue
- Bulldog Haven NW
- Animal Aid Inc
- Westcoast Bloodhound Rescue
- Washington Department Of Corrections
- Rose City Fox Terrier Rescue
- Pets On Broadway
- Pacific Pug Rescue
- Hiss & Hers Herp Hobbies

Volunteers

Volunteers support the pets of our community in many different ways. A network of foster volunteers provides vital support to kittens, puppies, and other at-risk shelter animals. Volunteers walk and socialize dogs throughout the day, and support adoption meet & greets. They socialize cats and small animals. They help clean and add material enrichment to enclosures. They support the constant demand for clean laundry and dishes. They support office staff and special events, and so much more.

Thank you to our volunteers for your service to the pets and people of our community!

Volunteer Roles	Volunteers	FTE**	Hours
Cats	7	0.52	90
Cleaning	16	0.49	85
Dogs	43	2.67	462
Events	0	0.00	0
Foster Animals	121	37.01	6,414
Info Desk	9	0.77	134
Laundry	13	0.66	115
Transport	2	0.04	7
Other (<i>Office, surgery, reserve officer, etc.</i>)	3	0.21	96
Total*	198	42.72	7,404

*Unique volunteers - many volunteers serve in multiple roles.

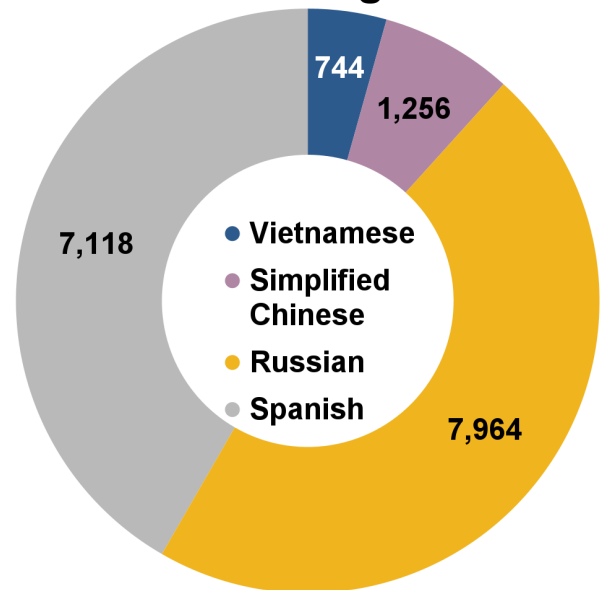
**FTE is the estimated equivalent number of full-time employees.

Online Resources

Many services provided by MCAS are accessible online, at multcopets.org. Members of the public can search for adoptable or lost / found pets, license their pets, and learn about other resources and news. MCAS website pages are translated into four languages.

Page Categories	Page Views
Adoptable Pets	177,784
Lost & Found Pets	68,920
Home Page Visits	33,733
Licensing Resources	19,754
News & Updates	7,085
Low-Cost Services	4,014
Kitten Resources	399
Field Services	4,474
Volunteering	2,515
Other Pages	32,803
Total	351,481

Translated Page Visits



Field Services

Field Services officers responded to many urgent needs of community members and their pets, investigated cases of potential cruelty or neglect, loose-aggressive animals, bites, and picked up stray, injured, abandoned, potentially dangerous, or deceased animals. Officers also responded to non-urgent calls such as barking dogs, animal trespass, and other community issues.

Dispatch Category	Count	Percentage
Cruelty Neglect	116	17%
Loose Aggressive	86	12%
Bite Investigation - Dog	65	9%
Stray Holding	58	8%
Wildlife	53	8%
Injured	53	8%
Dead	50	7%
Abandoned	31	4%
Protective Custody	29	4%
Unattended Animal In Vehicle	20	3%
Service Call	20	3%
Other	113	16%
Total	694	100%

Pet Licensing

MCAS issued 2,867 total new or renewed licenses.

Type	Cats	Dogs	Total
Licenses Issued	993	1,874	2,867