



Summary

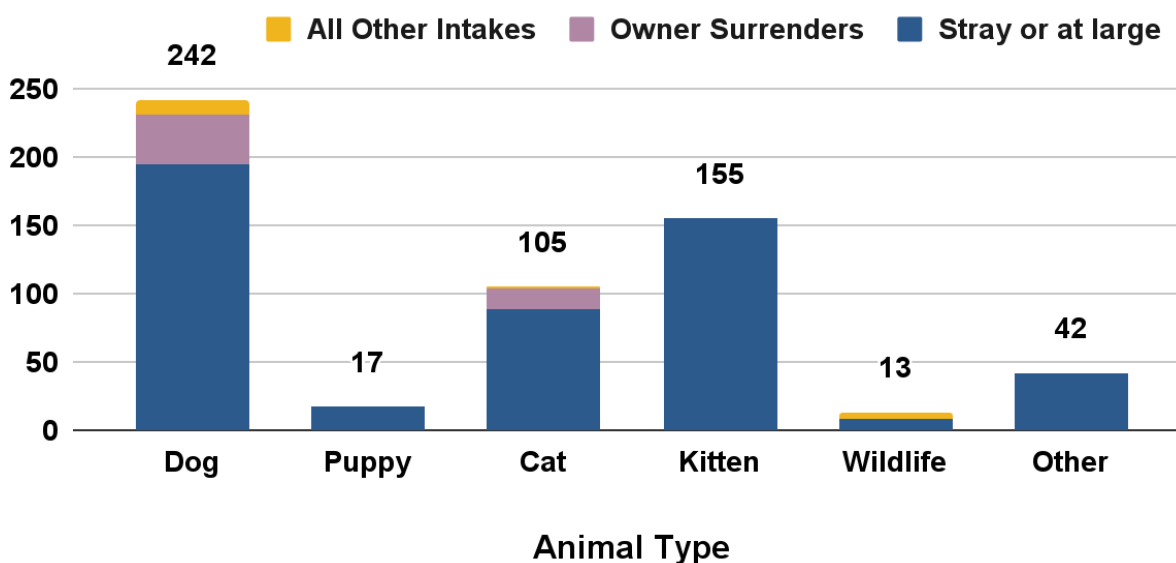
The May 2024 monthly report includes return to owner (RTO) rates for found animals, average length of stay (LOS), and live-release-rates. These are key industry measures for the effectiveness of shelter operations to reunite or find placements for animals. There are also numbers of volunteers in each role, in addition to contributed hours.

Animal Intake

MCAS accepted stray dogs, sick, injured or at-risk adult cats and kittens from the public. Officers also picked up stray or lost animals. Owner-surrendered animals were accepted on a case by case basis, depending on urgent circumstances; *adoption returns are also included in the total*. Other intakes represent animals placed into protective custody by Animal Services officers, injured wildlife, or other Field-Services circumstances.

Intake Type	Dog	Puppy	Cat	Kitten	Wildlife	Other	Total
Stray or at large	195	17	89	155	9	42	507
Owner Surrenders	36	0	15	0	0	0	51
All Other Intakes	11	0	1	0	4	0	16
Total Live Intake	242	17	105	155	13	42	574

Animal Intake by Type and Circumstance



Veterinary Care Provided

Animal Health and Animal Care staff provided a wide range of veterinary services to animals in care.

To keep animals healthy, Animal Health staff administered vaccinations, including rabies, [DA2PP](#) and Bordetella for dogs and puppies, and [FVRCP](#) for cats and kittens.



They provided health exams and consultations, including routine exams, wound checks, pre-surgery checkups, behavior assessments, and reviewing test results or diagnoses with foster volunteers. *Due to veterinary staff availability, spay and neuter surgeries for shelter animals were limited, and many adopters were issued vouchers to complete surgeries and rabies vaccination at contracted veterinary clinics, including Oregon Humane Society.*



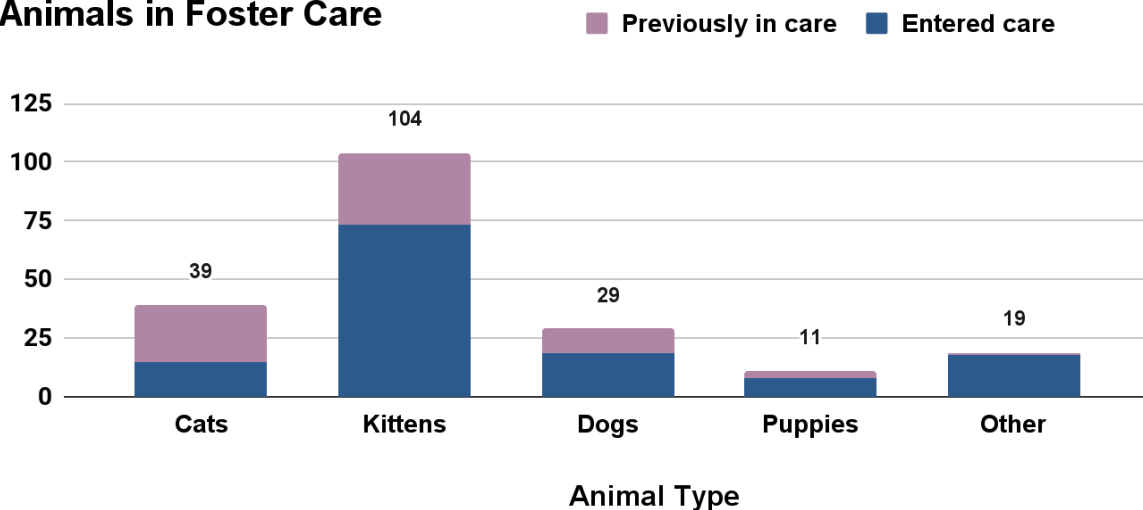
Veterinary Service	Cats	Kittens	Dogs	Puppies	Other	Total
Health Exams & Consults	329	246	488	40	53	1,156
Spay & Neuter Surgeries	29	11	29	3	1	73
Medications Administered	27	97	155	2	0	281
Tests & Diagnostics	8	11	0	0	0	19
Vaccinations	132	131	249	34	5	551
Other Vet Treatments	151	433	498	95	7	1,184
Total Services	676	929	1,419	174	66	3,264

Fostered Animals

The majority of animals in foster care were cats, dogs, kittens, and puppies. Many animals entered and left foster care over the course of the month, so the total number represents the cumulative total, and not the maximum number of animals in care at one time. **Thank you to 101 foster volunteers for your lifesaving service.**

Animal type	Entered care	Previously in care	Total in foster care	Returned from care
Cats	15	24	39	22
Kittens	73	31	104	42
Dogs	19	10	29	20
Puppies	8	3	11	11
Other	18	1	19	17
Total	133	69	202	112

Animals in Foster Care



Animal Outcomes

Length of Stay (LOS)	Dog	Puppy	Cat	Kitten	Overall
Average Days	10	8	18	8	11

Return to Owner (RTO)*	Dog	Puppy	Cat	Kitten	Other	Total
Stray (No ID)	46%	45%	10%	0%	25%	20%
Stray (With ID)	56%	0%	41%	0%	7%	38%
Average RTO Rate	50%	29%	16%	0%	12%	24%

*RTO is calculated only for reclaimed animals with a stray intake circumstance.

Live Release Rate (Live Outcomes / Total Outcomes)*

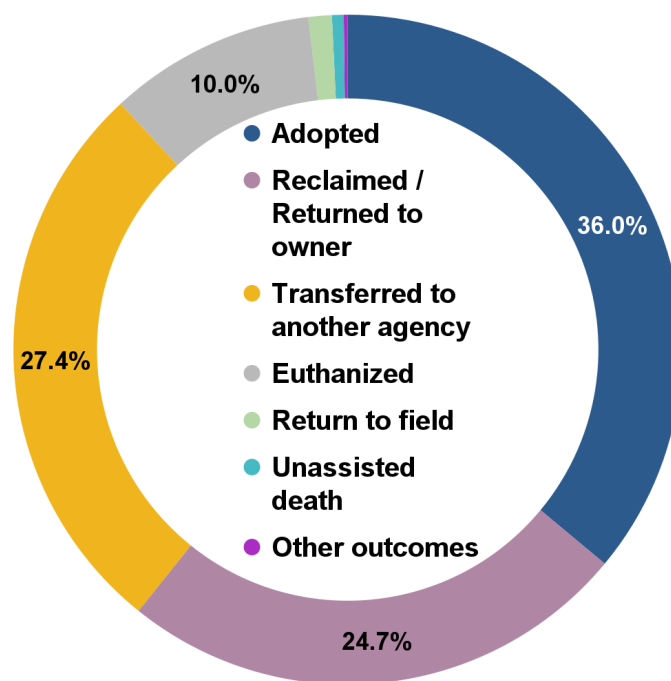
Dog	Puppy	Cat	Kitten	Wildlife	Other	Domestic Total	Total
91.8%	91.7%	89.7%	87.9%	41.7%	88.6%	90.3%	89.2%

191 or 36% of animals were adopted.

131 or 24.7% of animals were reclaimed by their owners. *The majority of animals represented in these outcomes were dogs with a license and/or microchip for owner-contact.*

145 or 27.4% of animals were transferred to another agency.

53 or 10% of animals were humanely euthanized, including cases of injured wildlife, injured or severely sick cats and kittens, and other domestic animals for medical reasons, or for behavioral issues which would make an animal unsafe to place back into the community.



May 2024 - Agency Monthly Report

[Cat intake is officially limited to cases where the cat is sick or injured, or in immediate danger due to cruelty, neglect, and similar circumstances.](#) There is decreased intake volume for cats, and an increased percentage of medically-recommended euthanasia for adult cats due to these intake conditions.

6 cats, or 1.1% of animals were returned to field at the location where they were found. 2 kittens and 1 rabbit, or 0.6% of animals died in care. 1 dog, or 0.2% of animals were lost in care (escaped).

Outcome Type	Dog	Puppy	Cat	Kitten	Wildlife	Other	Total
Adopted	96	5	50	38	0	2	191
Reclaimed / returned to owner	104	5	17	0	0	5	131
Transferred to another agency	24	12	23	49	5	32	145
Euthanized	19	2	11	10	7	4	53
Return to field	0	0	6	0	0	0	6
Unassisted death	0	0	0	2	0	1	3
Other outcomes	1	0	0	0	0	0	1
Total	244	24	107	99	12	44	530

Transfers

MCAS transferred 145 or 27.4% of shelter animals to other shelters and rescues. ***Thank you to our community partners for your lifesaving work.***

- Oregon Humane Society
- Cat Adoption Team
- Hiss & Hers Herp Hobbies
- Theresa's Country Feed and Pet Supply
- Stumptown Strays
- Bird Alliance Of Oregon
- Harmony New Beginnings Animal Rescue
- Second Chance Companions
- House Of Dreams
- Washington Department Of Corrections
- Rabbit Advocates
- Furfriends Animal Rescue, Inc

Volunteers

Volunteers support the pets of our community in many different ways. A network of foster volunteers provides vital support to kittens, puppies, and other at-risk shelter animals. Volunteers walk and socialize dogs throughout the day, and support adoption meet & greets. They socialize cats and small animals. They help clean and add material enrichment to enclosures. They support the constant demand for clean laundry and dishes. They support office staff and special events, and so much more.

Thank you to our volunteers for your service to the pets and people of our community!

Volunteer Roles	Volunteers	FTE**	Hours
Cats	8	0.56	97
Cleaning	20	0.62	107
Dogs	45	3.23	560
Events	1	0.01	1
Foster Animals	101	29.39	5,093
Info Desk	8	0.88	153
Laundry	17	0.85	148
Transport	1	0.05	9
Other (<i>Office, surgery, reserve officer, etc.</i>)	2	0.16	92
Total*	204	36.12	6,260

**Unique volunteers - many volunteers serve in multiple roles.*

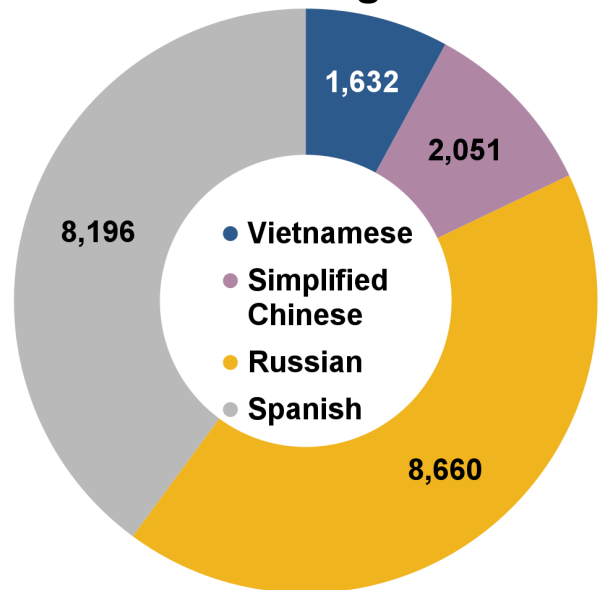
***FTE is the estimated equivalent number of full-time employees.*

Online Resources

Many services provided by MCAS are accessible online, at multcopets.org. Members of the public can search for adoptable or lost / found pets, license their pets, and learn about other resources and news. MCAS website pages are translated into four languages.

Page Categories	Page Views
Adoptable Pets	105,528
Lost & Found Pets	47,398
Home Page Visits	16,906
Licensing Resources	15,184
News & Updates	8,438
Low-Cost Services	4,479
Kitten Resources	413
Field Services	4,935
Volunteering	2,020
Other Pages	48,827
Total	254,128

Translated Page Visits



Field Services

Field Services officers responded to 598 urgent needs of community members and their pets, investigated cases of potential cruelty or neglect, loose-aggressive animals, bites, and picked up stray, injured, abandoned, potentially dangerous, or deceased animals. Officers also responded to non-urgent calls such as barking dogs, animal trespass, and other community issues.

Dispatch Category	Count	Percentage
Cruelty Neglect	106	18%
Loose Aggressive	65	11%
Bite Investigation - Dog	63	11%
Dead	54	9%
Stray Holding	53	9%
Protective Custody	45	8%
Wildlife	42	7%
Injured	19	3%
Stray Confined	18	3%
Facility Inspection	18	3%
Loose Nuisance	17	3%
Other	98	16%
Total	598	100%

Pet Licensing

MCAS issued 2,881 total new or renewed licenses.

Type	Cats	Dogs	Total
Licenses Issued	854	2,027	2,881