



Summary

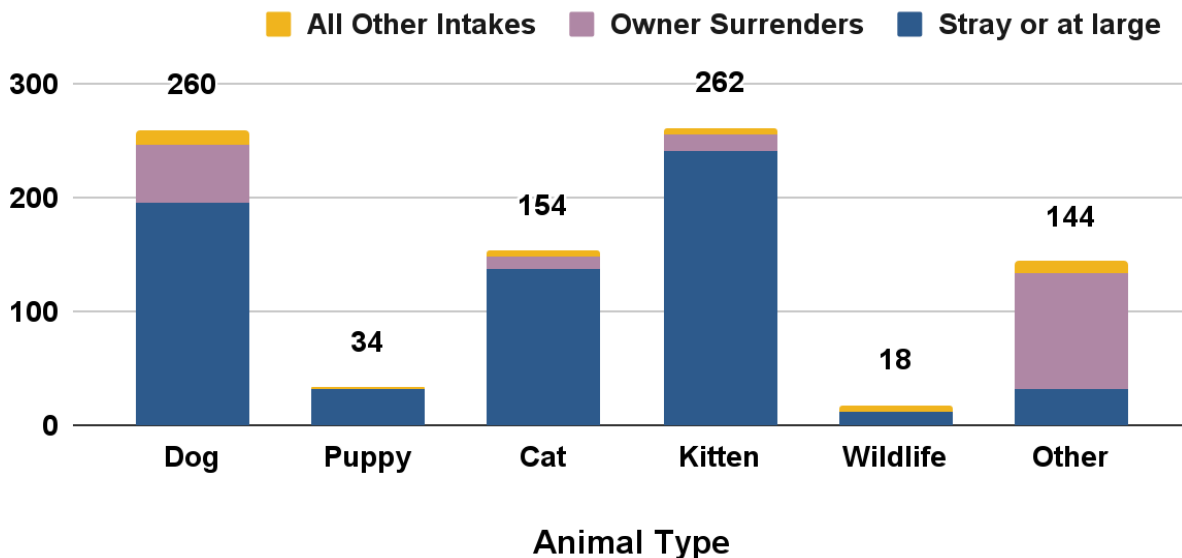
The August 2024 monthly report includes return to owner (RTO) rates for found animals, average length of stay (LOS), and live-release-rates. These are key industry measures for the effectiveness of shelter operations to reunite or find placements for animals. There are also numbers of volunteers in each role, in addition to contributed hours.

Animal Intake

MCAS accepted stray dogs, sick, injured or at-risk adult cats and kittens from the public. Officers also picked up stray or lost animals. Owner-surrendered animals were accepted on a case by case basis, depending on urgent circumstances; *adoption returns are also included in the total*. Other intakes represent animals placed into protective custody by Animal Services officers, injured wildlife, or other Field-Services circumstances.

Intake Type	Dog	Puppy	Cat	Kitten	Wildlife	Other	Total
Stray or at large	196	31	137	241	12	32	649
Owner Surrenders	51	1	12	15	0	102	181
All Other Intakes	13	2	5	6	6	10	42
Total Live Intake	260	34	154	262	18	144	872

Animal Intake by Type and Circumstance



Veterinary Care Provided

Animal Health and Animal Care staff provided a wide range of veterinary services to animals in care.

To keep animals healthy, Animal Health staff administered vaccinations, including rabies, [DA2PP](#) and Bordetella for dogs and puppies, and [FVRCP](#) for cats and kittens.



They provided health exams and consultations, including routine exams, wound checks, pre-surgery checkups, behavior assessments, and reviewing test results or diagnoses with foster volunteers. *Due to veterinary staff availability, spay and neuter surgeries for shelter animals were limited, and many adopters were issued vouchers to complete surgeries and rabies vaccination at contracted veterinary clinics, including Oregon Humane Society.*



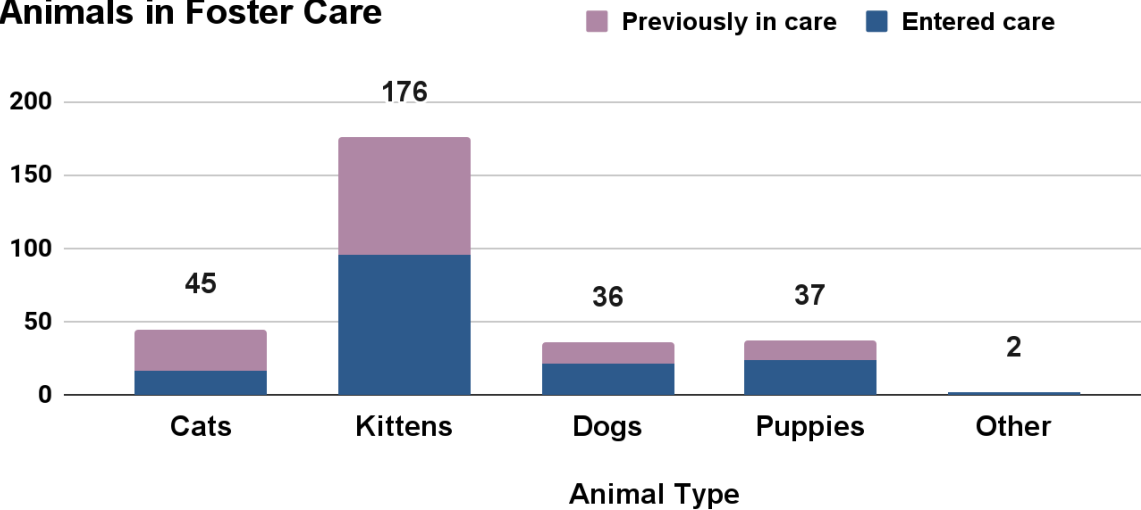
Veterinary Service	Cats	Kittens	Dogs	Puppies	Other	Total
Health Exams & Consults	331	468	497	71	165	1,532
Spay & Neuter Surgeries	28	30	45	2	2	107
Medications Administered	51	665	35	3	0	754
Tests & Diagnostics	3	22	3	1	0	29
Vaccinations	147	256	265	53	4	725
Other Vet Treatments	176	718	523	178	14	1,609
Total Services	736	2,159	1,368	308	185	4,756

Fostered Animals

The majority of animals in foster care were kittens, cats, dogs, and puppies. Many animals entered and left foster care over the course of the month, so the total number represents the cumulative total, and not the maximum number of animals in care at one time. **Thank you to 133 foster volunteers for your lifesaving service.**

Animal type	Entered care	Previously in care	Total in foster care	Returned from care
Cats	17	28	45	22
Kittens	96	80	176	90
Dogs	21	15	36	23
Puppies	24	13	37	23
Other	2	0	2	1
Total	160	136	296	159

Animals in Foster Care



Animal Outcomes

Length of Stay (LOS)	Dog	Puppy	Cat	Kitten	Overall
Average Days	11	11	16	18	12

Return to Owner (RTO)*	Dog	Puppy	Cat	Kitten	Other	Total
Stray (No ID)	41%	8%	7%	2%	15%	14%
Stray (With ID)	68%	17%	32%	0%	60%	50%
Average RTO Rate	49%	10%	14%	2%	22%	20%

*RTO is calculated only for reclaimed animals with a stray intake circumstance.

Live Release Rate (Live Outcomes / Total Outcomes)*

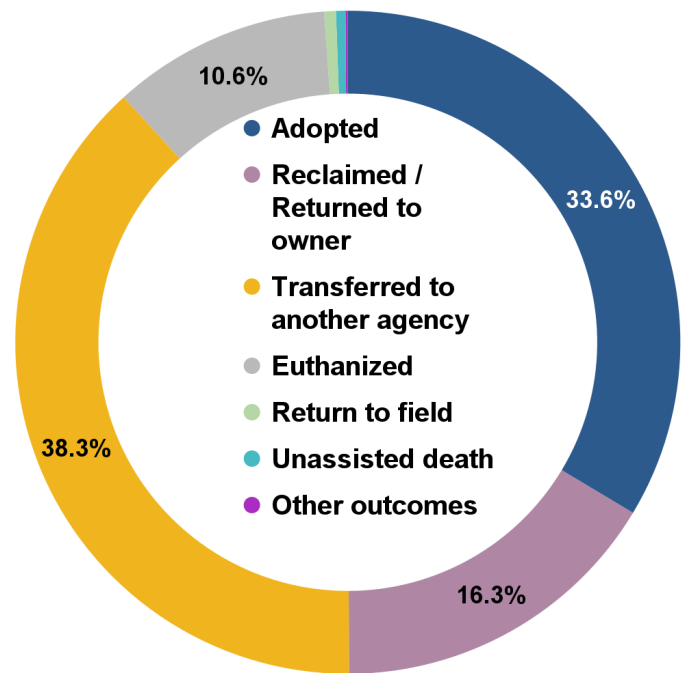
Dog	Puppy	Cat	Kitten	Wildlife	Other	Domestic Total	Total
90.1%	94.7%	87.9%	92.4%	35.3%	85.8%	89.9%	88.8%

294 or 33.6% of animals were adopted.

143 or 16.3% of animals were reclaimed by their owners. *The majority of animals represented in these outcomes were dogs with a license and/or microchip for owner-contact.*

335 or 30% of animals were transferred to another agency, including 97 domestic pigeons from a large abandonment case.

93 or 10.6% of animals were humanely euthanized, including cases of injured wildlife, injured or severely sick cats and kittens, and other domestic animals for medical reasons, or for behavioral issues which would make an animal unsafe to place back into the community.



August 2024 - Agency Monthly Report

[Cat intake is officially limited to cases where the cat is sick or injured, or in immediate danger due to cruelty, neglect, and similar circumstances.](#) There is decreased intake volume for cats, and an increased percentage of medically-recommended euthanasia for adult cats due to these intake conditions.

5 cats, or 0.6% of animals were returned to field at the location where they were found. 1 dog and 3 kittens, or 0.5% of animals died in care. 1 cat, or 0.1% of animals were lost in care (escaped).

Outcome Type	Dog	Puppy	Cat	Kitten	Wildlife	Other	Total
Adopted	117	8	55	109	0	5	294
Reclaimed / returned to owner	104	4	23	5	0	7	143
Transferred to another agency	16	24	69	117	6	103	335
Euthanized	25	2	20	16	11	19	93
Return to field	0	0	5	0	0	0	5
Unassisted death	1	0	0	3	0	0	4
Other outcomes	0	0	1	0	0	0	1
Total	263	38	173	250	17	134	875

Transfers

MCAS transferred 335 or 38.3% of shelter animals to other shelters and rescues. *Thank you to our community partners for your lifesaving work.*

- Oregon Humane Society
- Cat Adoption Team
- I Pawed It Forward
- Hiss & Hers Herp Hobbies
- NW Animal Companions
- Stumptown Strays
- Humane Society For Southwest Washington
- Harmony New Beginnings Animal Rescue
- Theresa's Country Feed And Pet Supply
- Indigo Rescue
- Furfriends Animal Rescue Inc
- One Tail At A Time Dog Rescue, LLC
- Bird Alliance Of Oregon
- Bulldog Haven NW
- Angels For Sara Sanctuary

Volunteers

Volunteers support the pets of our community in many different ways. A network of foster volunteers provides vital support to kittens, puppies, and other at-risk shelter animals. Volunteers walk and socialize dogs throughout the day, and support adoption meet & greets. They socialize cats and small animals. They help clean and add material enrichment to enclosures. They support the constant demand for clean laundry and dishes. They support office staff and special events, and so much more.

Thank you to our volunteers for your service to the pets and people of our community!

Volunteer Roles	Volunteers	FTE**	Hours
Cats	6	0.45	78
Cleaning	15	0.49	86
Dogs	46	2.67	463
Events	0	0.00	0
Foster Animals	131	39.64	6,870
Info Desk	12	0.96	166
Laundry	15	0.79	137
Transport	2	0.05	9
Other (<i>Office, surgery, reserve officer, etc.</i>)	4	0.20	77
Total*	209	45.50	7,886

**Unique volunteers - many volunteers serve in multiple roles.*

***FTE is the estimated equivalent number of full-time employees.*

Online Resources

Many services provided by MCAS are accessible online, at multcopets.org. Members of the public can search for adoptable or lost / found pets, license their pets, and learn about other resources and news. MCAS website pages are translated into four languages.

Page Categories	Page Views
Adoptable Pets	210,558
Lost & Found Pets	76,528
Home Page Visits	33,911
Licensing Resources	18,758
News & Updates	8,428
Low-Cost Services	5,960
Kitten Resources	692
Field Services	5,136
Volunteering	1,958
Other Pages	40,967
Total	402,896



Field Services

Field Services officers responded to many urgent needs of community members and their pets, investigated cases of potential cruelty or neglect, loose-aggressive animals, bites, and picked up stray, injured, abandoned, potentially dangerous, or deceased animals. Officers also responded to non-urgent calls such as barking dogs, animal trespass, and other community issues.

Dispatch Category	Count	Percentage
Cruelty Neglect	133	18%
Loose Aggressive	78	11%
Bite Investigation - Dog	69	9%
Dead	68	9%
Stray Holding	55	8%
Wildlife	53	7%
Protective Custody	43	6%
Injured	33	5%
Abandoned	33	5%
Service Call	29	4%
Loose Nuisance	26	4%
Other	113	15%
Total	733	100%

Pet Licensing

MCAS issued 2,599 total new or renewed licenses.

Type	Cats	Dogs	Total
Licenses Issued	893	1,706	2,599