



## Summary

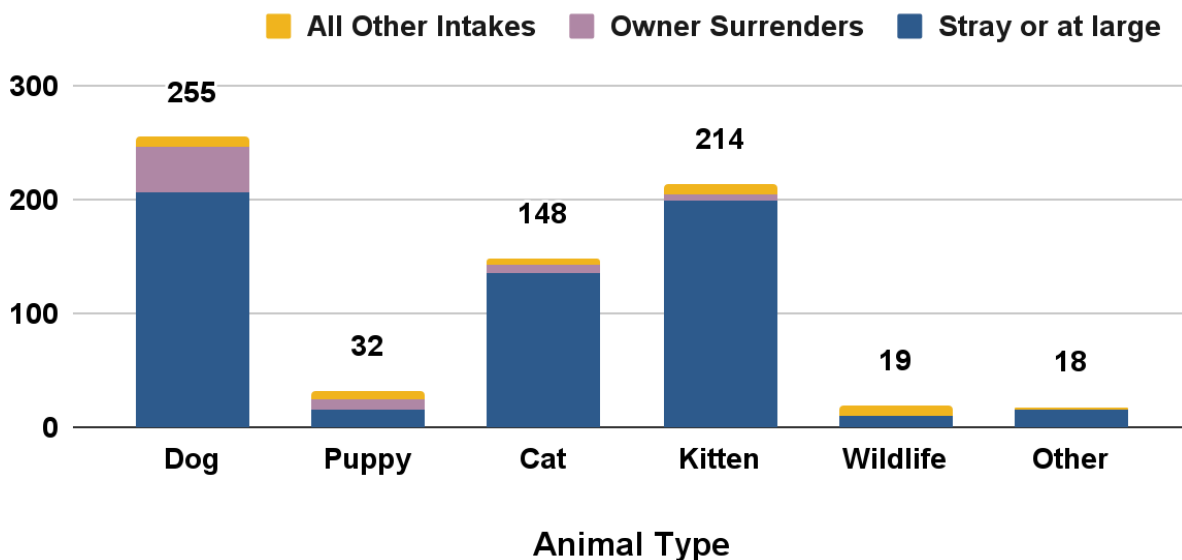
The September 2024 monthly report includes return to owner (RTO) rates for found animals, average length of stay (LOS), and live-release-rates. These are key industry measures for the effectiveness of shelter operations to reunite or find placements for animals. There are also numbers of volunteers in each role, in addition to contributed hours.

## Animal Intake

MCAS accepted stray dogs, sick, injured or at-risk adult cats and kittens from the public. Officers also picked up stray or lost animals. Owner-surrendered animals were accepted on a case by case basis, depending on urgent circumstances; *adoption returns are also included in the total*. Other intakes represent animals placed into protective custody by Animal Services officers, injured wildlife, or other Field-Services circumstances.

Intake Type	Dog	Puppy	Cat	Kitten	Wildlife	Other	Total
Stray or at large	207	15	135	200	10	16	<b>583</b>
Owner Surrenders	39	9	8	5	0	0	<b>61</b>
All Other Intakes	9	8	5	9	9	2	<b>42</b>
<b>Total Live Intake</b>	<b>255</b>	<b>32</b>	<b>148</b>	<b>214</b>	<b>19</b>	<b>18</b>	<b>686</b>

### Animal Intake by Type and Circumstance



## Veterinary Care Provided

Animal Health and Animal Care staff provided a wide range of veterinary services to animals in care.

To keep animals healthy, Animal Health staff administered vaccinations, including rabies, [DA2PP](#) and Bordetella for dogs and puppies, and [FVRCP](#) for cats and kittens.



They provided health exams and consultations, including routine exams, wound checks, pre-surgery checkups, behavior assessments, and reviewing test results or diagnoses with foster volunteers. *Due to veterinary staff availability, spay and neuter surgeries for shelter animals were limited, and many adopters were issued vouchers to complete surgeries and rabies vaccination at contracted veterinary clinics, including Oregon Humane Society.*



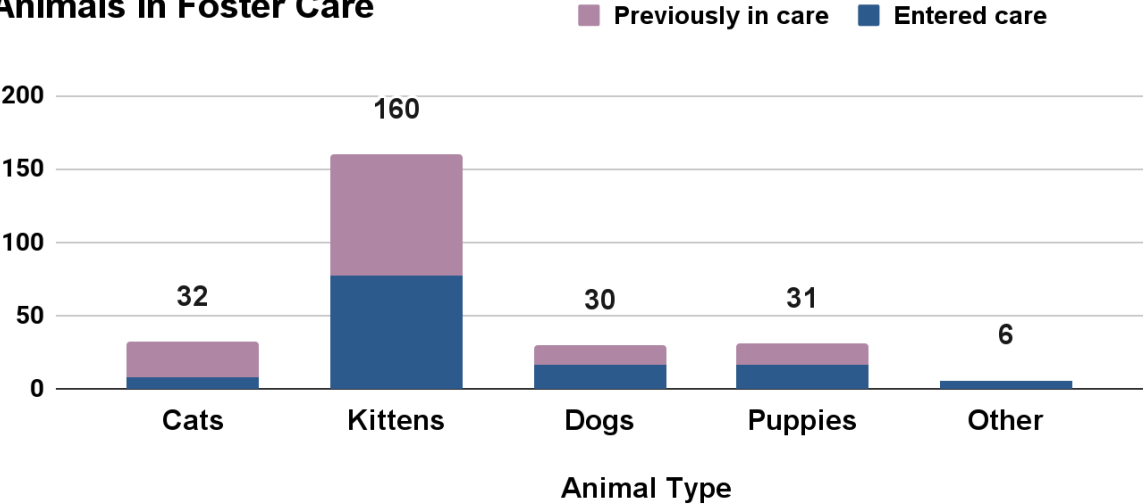
Veterinary Service	Cats	Kittens	Dogs	Puppies	Other	Total
Health Exams & Consults	194	375	462	66	101	1,123
Spay & Neuter Surgeries	21	23	19	12	1	76
Medications Administered	52	233	27	1	0	313
Tests & Diagnostics	3	9	2	2	0	16
Vaccinations	113	249	244	55	9	670
Other Vet Treatments	130	642	500	165	11	1,448
<b>Total Services</b>	<b>513</b>	<b>1,531</b>	<b>1,254</b>	<b>301</b>	<b>122</b>	<b>3,646</b>

## Fostered Animals

The majority of animals in foster care were kittens, cats, puppies, and dogs. Many animals entered and left foster care over the course of the month, so the total number represents the cumulative total, and not the maximum number of animals in care at one time. **Thank you to 115 foster volunteers for your lifesaving service.**

Animal type	Entered care	Previously in care	Total in foster care	Returned from care
Cats	8	24	32	16
Kittens	77	83	160	93
Dogs	16	14	30	15
Puppies	17	14	31	22
Other	5	1	6	5
<b>Total</b>	<b>123</b>	<b>136</b>	<b>259</b>	<b>151</b>

**Animals in Foster Care**



## Animal Outcomes

Length of Stay (LOS)	Dog	Puppy	Cat	Kitten	Overall
Average Days	11	10	16	18	14

Return to Owner (RTO)*	Dog	Puppy	Cat	Kitten	Other	Total
Stray (No ID)	42%	0%	6%	1%	8%	14%
Stray (With ID)	64%	n/a	46%	22%	33%	54%
<b>Average RTO Rate</b>	<b>50%</b>	<b>0%</b>	<b>14%</b>	<b>3%</b>	<b>13%</b>	<b>23%</b>

\*RTO is calculated only for reclaimed animals with a stray intake circumstance.

Live Release Rate (Live Outcomes / Total Outcomes)\*

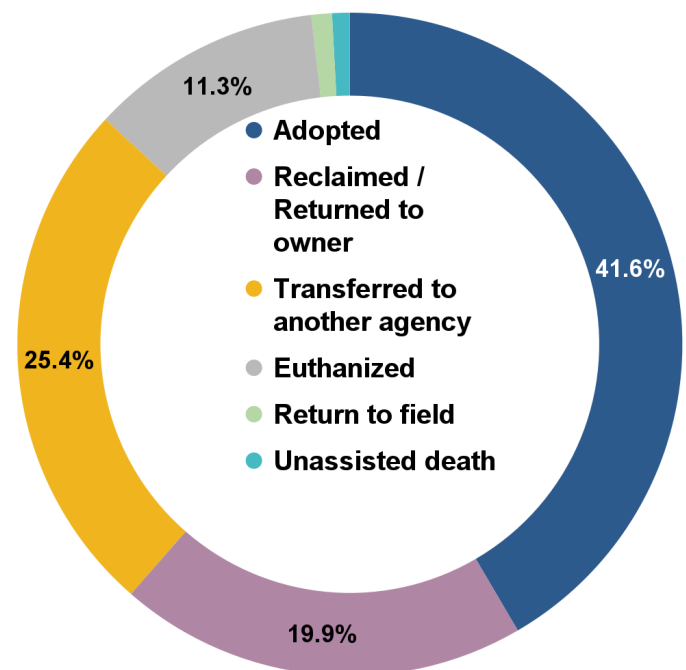
Dog	Puppy	Cat	Kitten	Wildlife	Other	Domestic Total	Total
90.7%	97.2%	85.2%	88.6%	35.3%	88.9%	89.2%	87.9%

291 or 41.6% of animals were adopted.

139 or 19.9% of animals were reclaimed by their owners. *The majority of animals represented in these outcomes were dogs with a license and/or microchip for owner-contact.*

178 or 25.4% of animals were transferred to another agency.

79 or 11.3% of animals were humanely euthanized, including cases of injured wildlife, injured or severely sick cats and kittens, and other domestic animals for medical reasons, or for behavioral issues which would make an animal unsafe to place back into the community.



# September 2024 - Agency Monthly Report

[Cat intake is officially limited to cases where the cat is sick or injured, or in immediate danger due to cruelty, neglect, and similar circumstances.](#) There is decreased intake volume for cats, and an increased percentage of medically-recommended euthanasia for adult cats due to these intake conditions.

6 cats and 1 wild bird, or 1% of animals were returned to field at the location where they were found. 1 cat, and 5 kittens, or 0.9% of animals died in care.

Outcome Type	Dog	Puppy	Cat	Kitten	Wildlife	Other	Total
Adopted	103	26	52	100	0	10	<b>291</b>
Reclaimed / returned to owner	110	1	20	6	0	2	<b>139</b>
Transferred to another agency	20	8	37	96	5	12	<b>178</b>
Euthanized	24	1	19	21	11	3	<b>79</b>
Return to field	0	0	6	0	1	0	<b>7</b>
Unassisted death	0	0	1	5	0	0	<b>6</b>
Other outcomes	0	0	0	0	0	0	<b>0</b>
<b>Total</b>	<b>257</b>	<b>36</b>	<b>135</b>	<b>228</b>	<b>17</b>	<b>27</b>	<b>700</b>

## Transfers

MCAS transferred 178 or 25.4% of shelter animals to other shelters and rescues. ***Thank you to our community partners for your lifesaving work.***

- Oregon Humane Society
- Cat Adoption Team
- Stumptown Strays
- NW Animal Companions
- Harmony New Beginnings Animal Rescue
- Bird Alliance Of Oregon
- Hiss & Hers Herp Hobbies
- Wildwood Farm Sanctuary
- Willamette Valley Ferret Shelter
- West Columbia Gorge Humane Society
- Silver Linings Rescue Ranch Dog Rescue
- Rose City Rabbit Rescue
- Oregon Weimaraner Rescue
- Oregon Dog Rescue
- House Of Dreams
- Fences For Fido Rescue
- Bulldog Haven NW

## Volunteers

Volunteers support the pets of our community in many different ways. A network of foster volunteers provides vital support to kittens, puppies, and other at-risk shelter animals. Volunteers walk and socialize dogs throughout the day, and support adoption meet & greets. They socialize cats and small animals. They help clean and add material enrichment to enclosures. They support the constant demand for clean laundry and dishes. They support office staff and special events, and so much more.

**Thank you to our volunteers for your service to the pets and people of our community!**

Volunteer Roles	Volunteers	FTE**	Hours
Cats	8	0.49	85
Cleaning	17	0.51	88
Dogs	38	2.75	477
Events	7	0.25	43
Foster Animals	115	37.17	6,441
Info Desk	12	0.87	150
Laundry	19	0.65	113
Transport	2	0.05	8
Other ( <i>Office, surgery, reserve officer, etc.</i> )	7	0.54	117
<b>Total*</b>	<b>201</b>	<b>43.40</b>	<b>7,521</b>

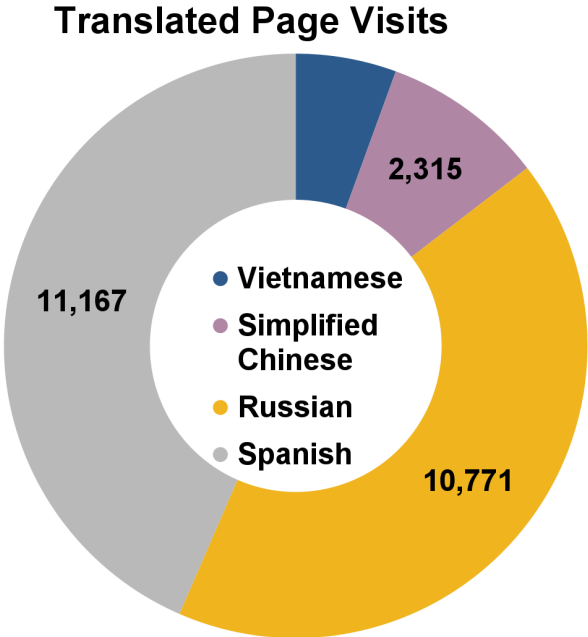
*\*Unique volunteers - many volunteers serve in multiple roles.*

*\*\*FTE is the estimated equivalent number of full-time employees.*

## Online Resources

Many services provided by MCAS are accessible online, at multcopets.org. Members of the public can search for adoptable or lost / found pets, license their pets, and learn about other resources and news. MCAS website pages are translated into four languages.

Page Categories	Page Views
Adoptable Pets	267,298
Lost & Found Pets	64,079
Home Page Visits	28,871
Licensing Resources	19,429
News & Updates	8,062
Low-Cost Services	5,587
Kitten Resources	364
Field Services	4,977
Volunteering	2,492
Other Pages	42,656
<b>Total</b>	<b>443,815</b>



## Field Services

Field Services officers responded to many urgent needs of community members and their pets, investigated cases of potential cruelty or neglect, loose-aggressive animals, bites, and picked up stray, injured, abandoned, potentially dangerous, or deceased animals. Officers also responded to non-urgent calls such as barking dogs, animal trespass, and other community issues.

Dispatch Category	Count	Percentage
Cruelty Neglect	103	15%
Loose Aggressive	82	12%
Wildlife	74	11%
Dead	69	10%
Stray Holding	68	10%
Bite Investigation - Dog	45	7%
Protective Custody	41	6%
Injured	31	5%
Loose Nuisance	28	4%
Abandoned	20	3%
Service Call	15	2%
Other	108	16%
<b>Total</b>	<b>684</b>	<b>100%</b>

## Pet Licensing

MCAS issued 2,505 total new or renewed licenses.

Type	Cats	Dogs	Total
Licenses Issued	888	1,617	<b>2,505</b>