



Summary

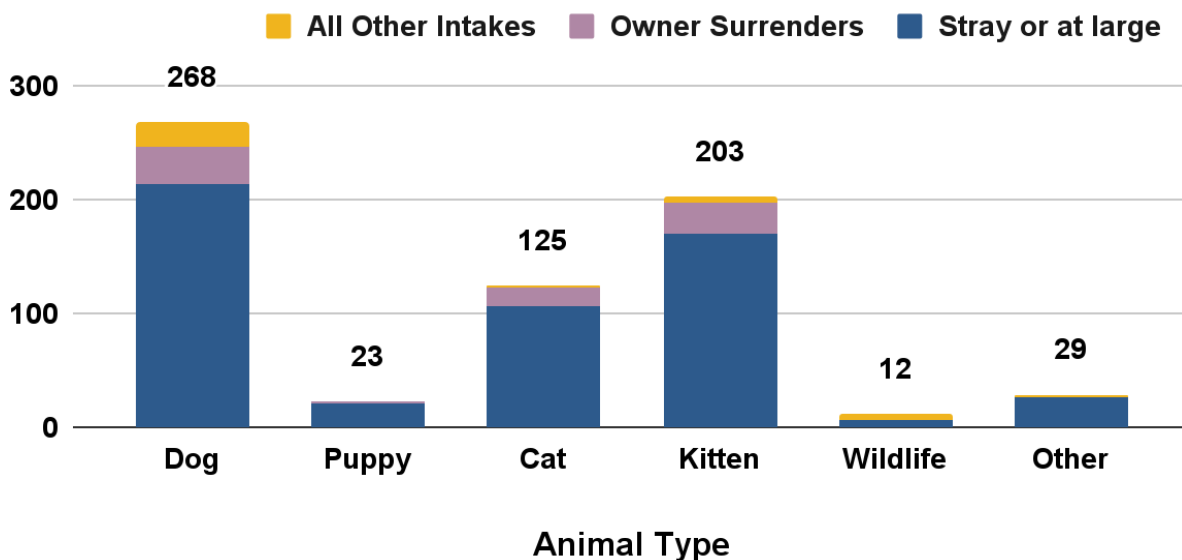
The October 2024 monthly report includes return to owner (RTO) rates for found animals, average length of stay (LOS), and live-release-rates. These are key industry measures for the effectiveness of shelter operations to reunite or find placements for animals. There are also numbers of volunteers in each role, in addition to contributed hours.

Animal Intake

MCAS accepted stray dogs, sick, injured or at-risk adult cats and kittens from the public. Officers also picked up stray or lost animals. Owner-surrendered animals were accepted on a case by case basis, depending on urgent circumstances; *adoption returns are also included in the total*. Other intakes represent animals placed into emergency custody by Animal Services officers, injured wildlife, or shelter offspring.

Intake Type	Dog	Puppy	Cat	Kitten	Wildlife	Other	Total
Stray or at large	214	21	106	170	7	27	545
Owner Surrenders	33	1	16	28	0	0	78
All Other Intakes	21	1	3	5	5	2	37
Total Live Intake	268	23	125	203	12	29	660

Animal Intake by Type and Circumstance



Veterinary Care Provided

Animal Health and Animal Care staff provided a wide range of veterinary services to animals in care.

To keep animals healthy, Animal Health staff administered vaccinations, including rabies, [DA2PP](#) and Bordetella for dogs and puppies, and [FVRCP](#) for cats and kittens.



They provided health exams and consultations, including routine exams, wound checks, pre-surgery checkups, behavior assessments, and reviewing test results or diagnoses with foster volunteers. *Due to veterinary staff availability, spay and neuter surgeries for shelter animals were limited, and many adopters were issued vouchers to complete surgeries and rabies vaccination at contracted veterinary clinics, including Oregon Humane Society.*

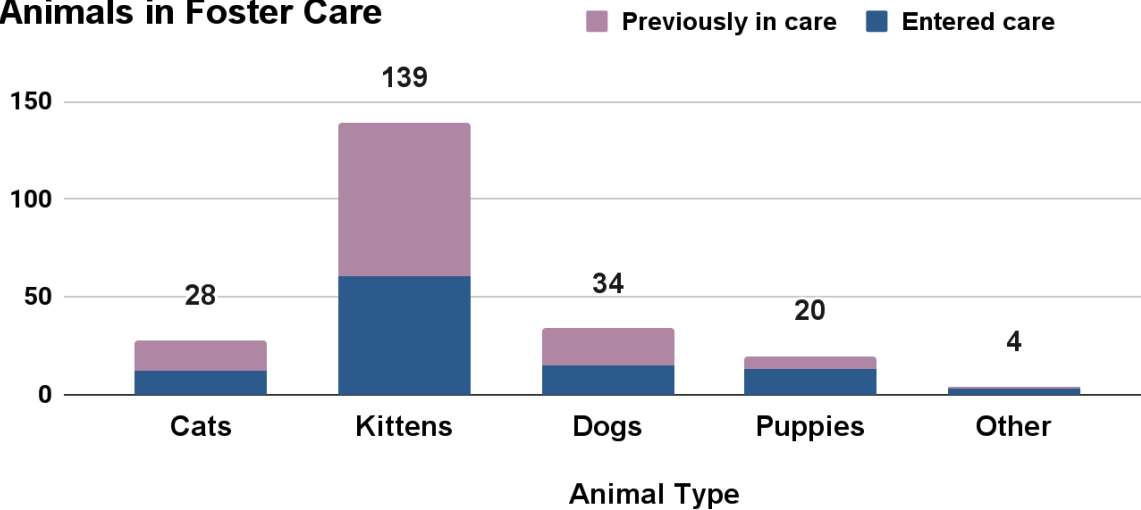
Veterinary Service	Cats	Kittens	Dogs	Puppies	Other	Total
Health Exams & Consults	210	344	390	41	157	1,028
Spay & Neuter Surgeries	31	34	49	0	2	116
Medications Administered	19	289	108	46	1	463
Tests & Diagnostics	10	22	1	1	0	34
Vaccinations	130	242	302	48	10	732
Other Vet Treatments	166	613	616	149	13	1,557
Total Services	566	1,544	1,466	285	183	3,930

Fostered Animals

The majority of animals in foster care were kittens, cats, puppies, and dogs. Many animals entered and left foster care over the course of the month, so the total number represents the cumulative total, and not the maximum number of animals in care at one time. **Thank you to 106 foster volunteers for your lifesaving service.**

Animal type	Entered care	Previously in care	Total in foster care	Returned from care
Cats	12	16	28	13
Kittens	61	78	139	67
Dogs	15	19	34	15
Puppies	13	7	20	11
Other	3	1	4	4
Total	104	121	225	110

Animals in Foster Care



Animal Outcomes

Length of Stay (LOS)	Dog	Puppy	Cat	Kitten	Overall
Average Days	13	12	18	13	13

Return to Owner (RTO)*	Dog	Puppy	Cat	Kitten	Other	Total
Stray (No ID)	38%	19%	8%	0%	0%	15%
Stray (With ID)	70%	80%	28%	20%	25%	56%
Average RTO Rate	50%	33%	13%	1%	11%	24%

*RTO is calculated only for reclaimed animals with a stray intake circumstance.

Live Release Rate (Live Outcomes / Total Outcomes)*

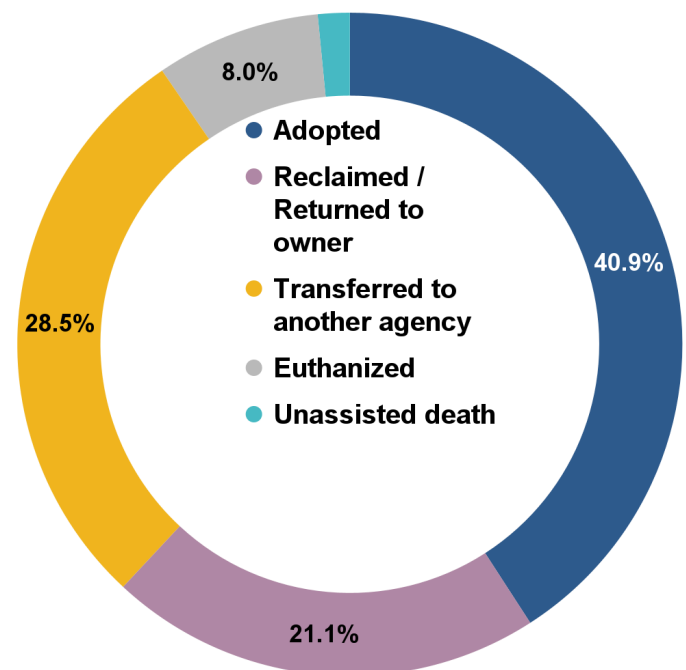
Dog	Puppy	Cat	Kitten	Wildlife	Other	Domestic Total	Total
94.7%	100.0%	92.5%	85.4%	30.8%	96.0%	91.6%	90.4%

291 or 40.9% of animals were adopted.

150 or 21.1% of animals were reclaimed by their owners. *The majority of animals represented in these outcomes were dogs with a license and/or microchip for owner-contact.*

203 or 28.5% of animals were transferred to another agency.

57 or 8% of animals were humanely euthanized, including cases of injured wildlife, injured or severely sick cats and kittens, and other domestic animals for medical reasons, or for behavioral issues which would make an animal unsafe to place back into the community.



October 2024 - Agency Monthly Report

[Cat intake is officially limited to cases where the cat is sick or injured, or in immediate danger due to cruelty, neglect, and similar circumstances.](#) There is decreased intake volume for cats, and an increased percentage of medically-recommended euthanasia for adult cats due to these intake conditions.

10 kittens and 1 cat, or 1.5% of animals died in care.

Outcome Type	Dog	Puppy	Cat	Kitten	Wildlife	Other	Total
Adopted	110	4	75	89	0	13	291
Reclaimed / returned to owner	120	7	17	1	0	5	150
Transferred to another agency	36	10	55	92	4	6	203
Euthanized	15	0	11	21	9	1	57
Return to field	0	0	0	0	0	0	0
Unassisted death	0	0	1	10	0	0	11
Other outcomes	0	0	0	0	0	0	0
Total	281	21	159	213	13	25	712

Transfers

MCAS transferred 203 or 28.5% of shelter animals to other shelters and rescues. ***Thank you to our community partners for your lifesaving work.***

- Oregon Humane Society
- Cat Adoption Team
- Pawsitively Saved Rescue
- Indigo Rescue
- Hiss & Hers Herp Hobbies
- Bird Alliance Of Oregon
- Stumptown Strays
- Pacific Pug Rescue
- Out To Pasture Rescue
- Animal Aid Inc
- Silver Linings Ranch Dog Rescue
- Jack Russell Rescue OWII
- Harmony New Beginnings Animal Rescue
- Woof Project
- Cat Alliance Team Sanctuary

Volunteers

Volunteers support the pets of our community in many different ways. A network of foster volunteers provides vital support to kittens, puppies, and other at-risk shelter animals. Volunteers walk and socialize dogs throughout the day, and support adoption meet & greets. They socialize cats and small animals. They help clean and add material enrichment to enclosures. They support the constant demand for clean laundry and dishes. They support office staff and special events, and so much more.

Thank you to our volunteers for your service to the pets and people of our community!

Volunteer Roles	Volunteers	FTE**	Hours
Cats	7	0.39	68
Cleaning & Laundry	37	1.43	248
Dogs	46	2.76	479
Events	0	0.00	0
Foster Animals	106	37.51	6,500
Info Desk	12	0.98	169
Transport	8	0.10	18
Other (<i>Office, surgery, reserve officer, etc.</i>)	7	0.69	171
Total*	205	44.16	7,653


*Unique volunteers - many volunteers serve in multiple roles.

**FTE is the estimated equivalent number of full-time employees.

Online Resources

Many services provided by MCAS are accessible online, at multcopets.org. Members of the public can search for adoptable or lost / found pets, license their pets, and learn about other resources and news. MCAS website pages are translated into four languages.

Page Categories	Page Views
Adoptable Pets	364,682
Lost & Found Pets	70,587
Home Page Visits	34,022
Licensing Resources	20,478
News & Updates	11,893
Low-Cost Services	5,713
Kitten Resources	376
Field Services	4,471
Volunteering	2,680
Other Pages	47,810
Total	562,712



Field Services

Field Services officers responded to many urgent needs of community members and their pets, investigated cases of potential cruelty or neglect, loose-aggressive animals, bites, and picked up stray, injured, abandoned, potentially dangerous, or deceased animals. Officers also responded to non-urgent calls such as barking dogs, animal trespass, and other community issues.

Dispatch Category	Count	Percentage
Welfare Check	86	13%
Bite Investigation - Dog	71	11%
Wildlife	57	9%
Dead	56	9%
Loose Animal - Injured/aggressive	45	7%
Loose Animal- Nuisance	43	7%
Emergency Custody	40	6%
Transport To/from Shelter/vet	29	4%
Stray Confined	29	4%
Cruelty Neglect	21	3%
Loose Aggressive	19	3%
Other	160	24%
Total	656	100%

Pet Licensing

MCAS issued 2,685 total new or renewed licenses.

Type	Cats	Dogs	Total
Licenses Issued	1,006	1,679	2,685