



Summary

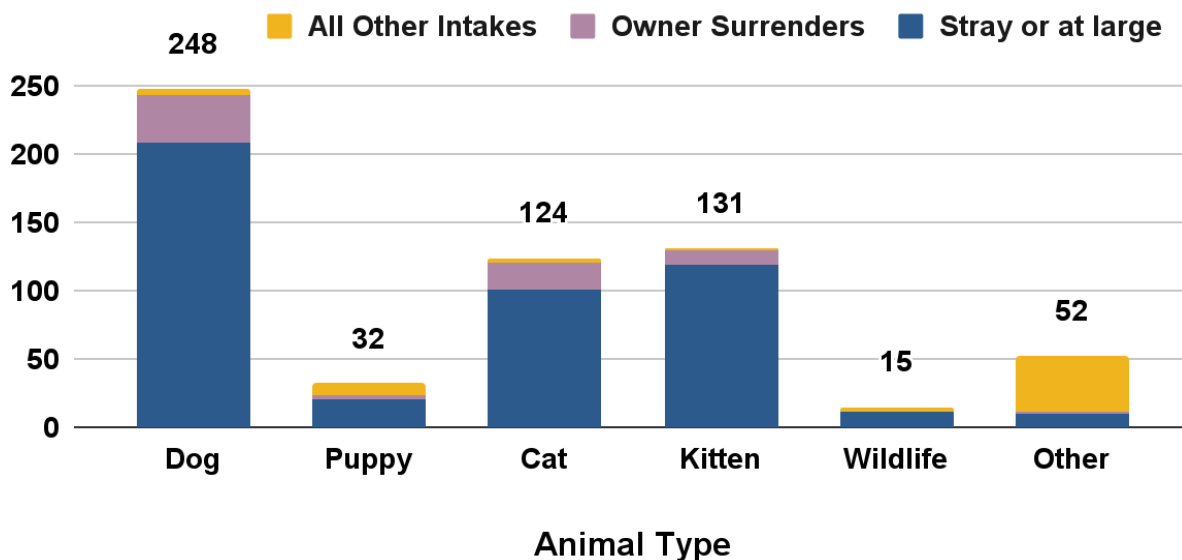
The November 2024 monthly report includes return to owner (RTO) rates for found animals, average length of stay (LOS), and live-release-rates. These are key industry measures for the effectiveness of shelter operations to reunite or find placements for animals. There are also numbers of volunteers in each role, in addition to contributed hours.

Animal Intake

MCAS accepted stray dogs, sick, injured or at-risk adult cats and kittens from the public. Officers also picked up stray or lost animals. Owner-surrendered animals were accepted on a case by case basis, depending on urgent circumstances; *adoption returns are also included in the total*. Other intakes represent animals placed into emergency custody by Animal Services officers, injured wildlife, or shelter offspring.

Intake Type	Dog	Puppy	Cat	Kitten	Wildlife	Other	Total
Stray or at large	209	21	101	119	11	10	471
Owner Surrenders	34	2	20	11	0	2	69
All Other Intakes	5	9	3	1	4	40	62
Total Live Intake	248	32	124	131	15	52	602

Animal Intake by Type and Circumstance



Veterinary Care Provided

Animal Health and Animal Care staff provided a wide range of veterinary services to animals in care.

To keep animals healthy, Animal Health staff administered vaccinations, including rabies, [DA2PP](#) and Bordetella for dogs and puppies, and [FVRCP](#) for cats and kittens.



They provided health exams and consultations, including routine exams, wound checks, pre-surgery checkups, behavior assessments, and reviewing test results or diagnoses with foster volunteers. *Due to veterinary staff availability, spay and neuter surgeries for shelter animals were limited, and many adopters were issued vouchers to complete surgeries and rabies vaccination at contracted veterinary clinics, including Oregon Humane Society.*



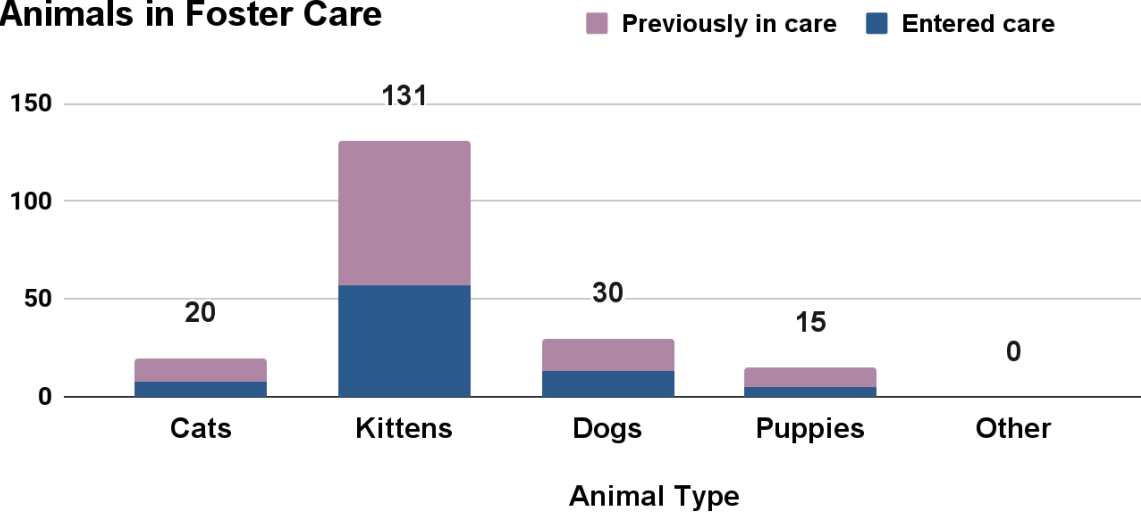
Veterinary Service	Cats	Kittens	Dogs	Puppies	Other	Total
Health Exams & Consults	158	260	417	50	194	960
Spay & Neuter Surgeries	29	54	35	1	4	123
Medications Administered	33	114	32	4	0	183
Tests & Diagnostics	5	25	2	2	0	34
Vaccinations	113	227	229	32	14	615
Other Vet Treatments	173	564	476	83	15	1,311
Total Services	511	1,244	1,191	172	227	3,226

Fostered Animals

The majority of animals in foster care were kittens, dogs, cats, and puppies. Many animals entered and left foster care over the course of the month, so the total number represents the cumulative total, and not the maximum number of animals in care at one time. **Thank you to 106 foster volunteers for your lifesaving service.**

Animal type	Entered care	Previously in care	Total in foster care	Returned from care
Cats	8	12	20	14
Kittens	57	74	131	70
Dogs	13	17	30	13
Puppies	5	10	15	6
Other	0	0	0	0
Total	83	113	196	103

Animals in Foster Care



Animal Outcomes

Length of Stay (LOS)	Dog	Puppy	Cat	Kitten	Overall
Average Days	10	6	15	25	15

Return to Owner (RTO)*	Dog	Puppy	Cat	Kitten	Other	Total
Stray (No ID)	47%	10%	11%	1%	0%	21%
Stray (With ID)	41%	100%	11%	0%	0%	33%
Average RTO Rate	45%	14%	11%	1%	0%	24%

*RTO is calculated only for reclaimed animals with a stray intake circumstance.

Live Release Rate (Live Outcomes / Total Outcomes)*

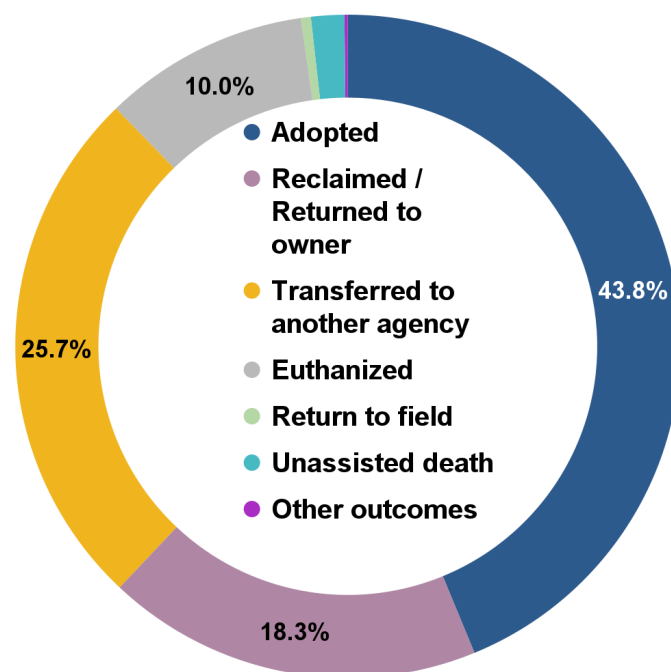
Dog	Puppy	Cat	Kitten	Wildlife	Other	Domestic Total	Total
90.8%	83.3%	88.1%	88.4%	35.3%	95.9%	89.7%	88.2%

271 or 43.8% of animals were adopted.

113 or 18.3% of animals were reclaimed by their owners. *The majority of animals represented in these outcomes were dogs with a license and/or microchip for owner-contact.*

159 or 25.7% of animals were transferred to another agency.

62 or 10% of animals were humanely euthanized, including cases of injured wildlife, injured or severely sick cats and kittens, and other domestic animals for medical reasons, or for behavioral issues which would make an animal unsafe to place back into the community.



November 2024 - Agency Monthly Report

[Cat intake is officially limited to cases where the cat is sick or injured, or in immediate danger due to cruelty, neglect, and similar circumstances.](#) There is decreased intake volume for cats, and an increased percentage of medically-recommended euthanasia for adult cats due to these intake conditions.

3 cats or 0.5% of animals were returned to field. 10 animals or 1.6% of animals died in care, including 3 kittens, 5 neonatal puppies, 1 raccoon, and 1 bat. 1 kitten, or 0.2% of animals were lost in care.

Outcome Type	Dog	Puppy	Cat	Kitten	Wildlife	Other	Total
Adopted	101	11	68	88	0	3	271
Reclaimed / returned to owner	97	3	11	2	0	0	113
Transferred to another agency	29	11	29	40	6	44	159
Euthanized	23	0	15	13	9	2	62
Return to field	0	0	3	0	0	0	3
Unassisted death	0	5	0	3	2	0	10
Other outcomes	0	0	0	1	0	0	1
Total	250	30	126	147	17	49	619

Transfers

MCAS transferred 159 or 25.7% of shelter animals to other shelters and rescues. **Thank you to our community partners for your lifesaving work.**

- Oregon Humane Society
- Cat Adoption Team
- Stumptown Strays
- Bird Alliance Of Oregon
- Street Dog Hero
- Silver Linings Rescue Ranch
- Lancaster Four Dog Rescue
- Bulldog Haven NW
- Animal Aid Inc.
- Woof Project
- Oregon Weimaraner Rescue
- Oregon Department Of Fish And Wildlife
- One Tail At A Time Dog Rescue, LLC
- Harmony New Beginnings Animal Rescue
- Casa Dog Rescue

Volunteers

Volunteers support the pets of our community in many different ways. A network of foster volunteers provides vital support to kittens, puppies, and other at-risk shelter animals. Volunteers walk and socialize dogs throughout the day, and support adoption meet & greets. They socialize cats and small animals. They help clean and add material enrichment to enclosures. They support the constant demand for clean laundry and dishes. They support office staff and special events, and so much more.

Thank you to our volunteers for your service to the pets and people of our community!

Volunteer Roles	Volunteers	FTE**	Hours
Cats	8	0.34	59
Cleaning	36	1.37	238
Dogs	58	2.71	470
Events	0	0.00	0
Foster Animals	107	35.58	6,166
Info Desk	11	0.88	152
Transport	6	0.09	16
Other (<i>Office, surgery, reserve officer, etc.</i>)	7	0.41	81
Total*	214	41.44	7,182

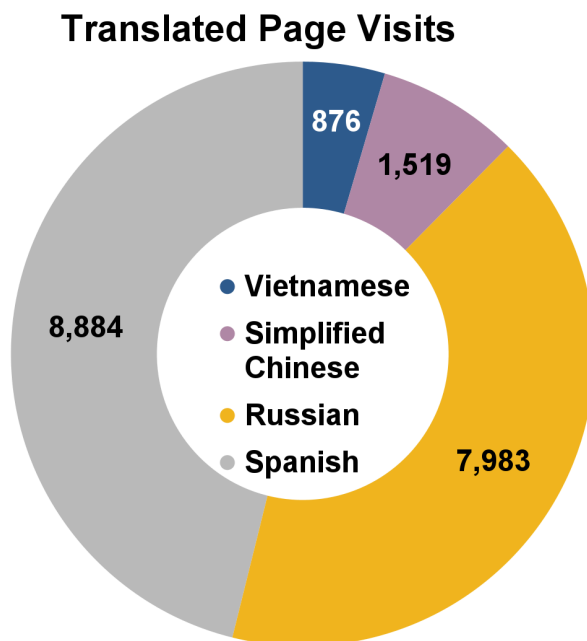
**Unique volunteers - many volunteers serve in multiple roles.*

***FTE is the estimated equivalent number of full-time employees.*

Online Resources

Many services provided by MCAS are accessible online, at multcopets.org. Members of the public can search for adoptable or lost / found pets, license their pets, and learn about other resources and news. MCAS website pages are translated into four languages.

Page Categories	Page Views
Adoptable Pets	292,651
Lost & Found Pets	60,628
Home Page Visits	28,553
Licensing Resources	17,979
News & Updates	6,072
Low-Cost Services	4,662
Kitten Resources	259
Field Services	3,208
Volunteering	1,785
Other Pages	38,321
Total	454,118



Field Services

Field Services officers responded to many urgent needs of community members and their pets, investigated cases of potential cruelty or neglect, loose-aggressive animals, bites, and picked up stray, injured, abandoned, potentially dangerous, or deceased animals. Officers also responded to non-urgent calls such as barking dogs, animal trespass, and other community issues.

Dispatch Category	Count	Percentage
Welfare Check	69	11%
Wildlife	68	11%
Loose Animal- Injured / Aggressive / In Danger	55	9%
Dead	55	9%
Bite Investigation - Dog	54	9%
Loose Aggressive Follow-Up	50	8%
Loose Animal- Nuisance	35	6%
Transport To/from Shelter/vet	34	6%
Possibly Abandoned	34	6%
Emergency Custody	33	5%
Stray Confined	27	4%
Other	98	16%
Total	612	100%

Pet Licensing

MCAS issued 2,495 total new or renewed licenses.

Type	Cats	Dogs	Total
Licenses Issued	956	1,539	2,495