



Summary

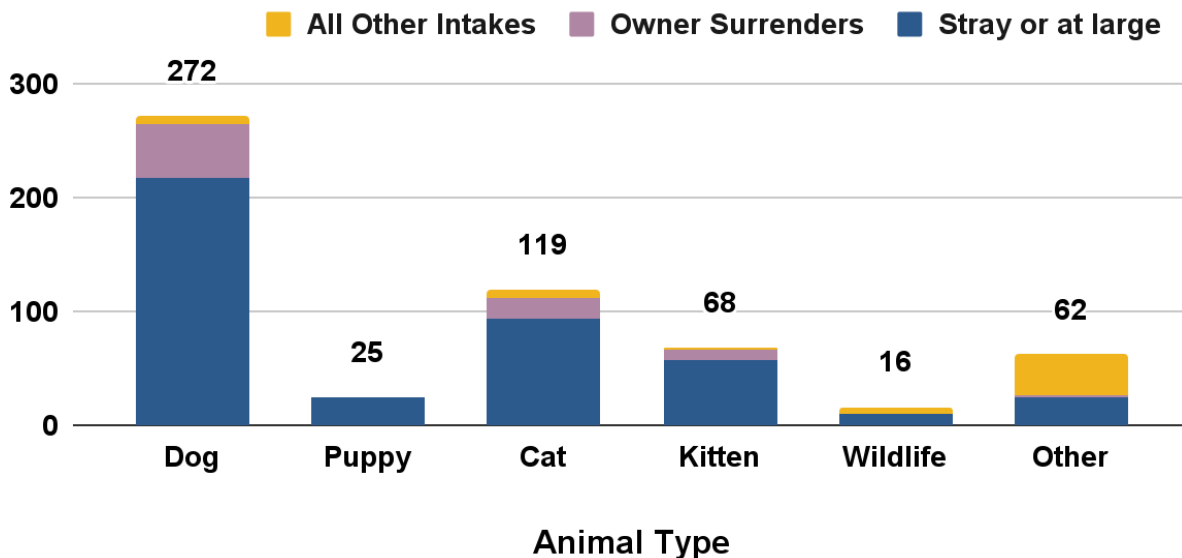
The December 2024 monthly report includes return to owner (RTO) rates for found animals, average length of stay (LOS), and live-release-rates. These are key industry measures for the effectiveness of shelter operations to reunite or find placements for animals. There are also numbers of volunteers in each role, in addition to contributed hours.

Animal Intake

MCAS accepted stray dogs, sick, injured or at-risk adult cats and kittens from the public. Officers also picked up stray or lost animals. Owner-surrendered animals were accepted on a case by case basis, depending on urgent circumstances; *adoption returns are also included in the total*. Other intakes represent animals placed into emergency custody by Animal Services officers, injured wildlife, or shelter offspring.

Intake Type	Dog	Puppy	Cat	Kitten	Wildlife	Other	Total
Stray or at large	217	24	93	57	10	25	426
Owner Surrenders	47	1	19	10	0	1	78
All Other Intakes	8	0	7	1	6	36	58
Total Live Intake	272	25	119	68	16	62	562

Animal Intake by Type and Circumstance



Veterinary Care Provided

Animal Health and Animal Care staff provided a wide range of veterinary services to animals in care.

To keep animals healthy, Animal Health staff administered vaccinations, including rabies, [DA2PP](#) and Bordetella for dogs and puppies, and [FVRCP](#) for cats and kittens.



They provided health exams and consultations, including routine exams, wound checks, pre-surgery checkups, behavior assessments, and reviewing test results or diagnoses with foster volunteers. *Due to veterinary staff availability, spay and neuter surgeries for shelter animals were limited, and many adopters were issued vouchers to complete surgeries and rabies vaccination at contracted veterinary clinics, including Oregon Humane Society.*

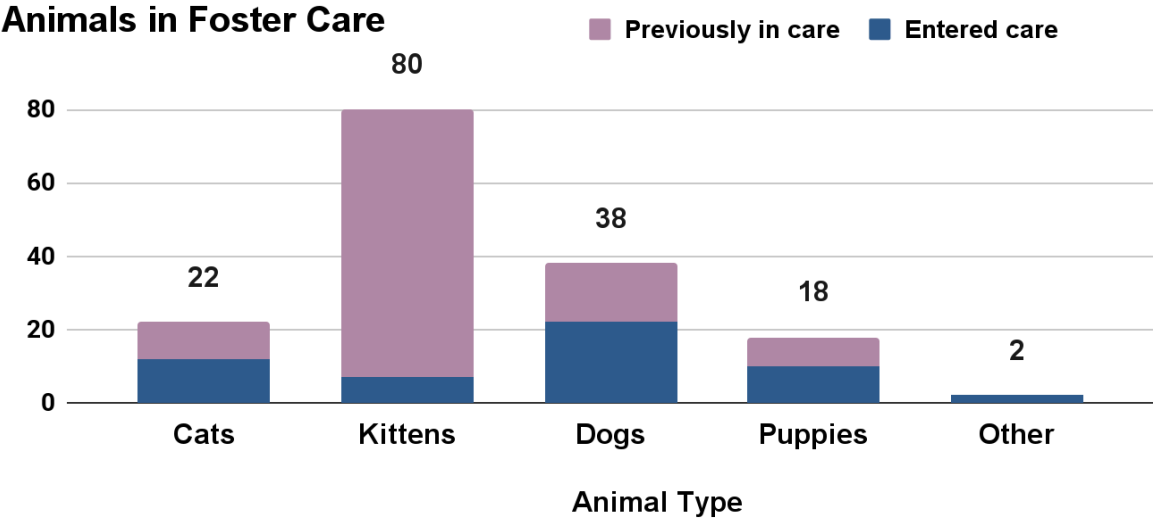


Veterinary Service	Cats	Kittens	Dogs	Puppies	Other	Total
Health Exams & Consults	242	123	486	50	246	996
Spay & Neuter Surgeries	57	53	41	0	3	154
Medications Administered	122	32	21	0	0	175
Tests & Diagnostics	11	10	0	0	0	21
Vaccinations	145	157	264	42	14	622
Other Vet Treatments	172	369	547	111	27	1,226
Total Services	749	744	1,359	203	290	3,194

Fostered Animals

The majority of animals in foster care were kittens, dogs, cats, and puppies. Many animals entered and left foster care over the course of the month, so the total number represents the cumulative total, and not the maximum number of animals in care at one time. **Thank you to 106 foster volunteers for your lifesaving service.**

Animal type	Entered care	Previously in care	Total in foster care	Returned from care
Cats	12	10	22	7
Kittens	7	73	80	54
Dogs	22	16	38	27
Puppies	10	8	18	8
Other	2	0	2	0
Total	53	107	160	96



Animal Outcomes

Length of Stay (LOS)	Dog	Puppy	Cat	Kitten	Overall
Average Days	12	7	22	26	16

Return to Owner (RTO)*	Dog	Puppy	Cat	Kitten	Other	Total
Stray (No ID)	33%	5%	4%	2%	0%	17%
Stray (With ID)	75%	67%	46%	100%	94%	74%
Average RTO Rate	48%	13%	10%	4%	60%	32%

*RTO is calculated only for reclaimed animals with a stray intake circumstance.

Live Release Rate (Live Outcomes / Total Outcomes)*

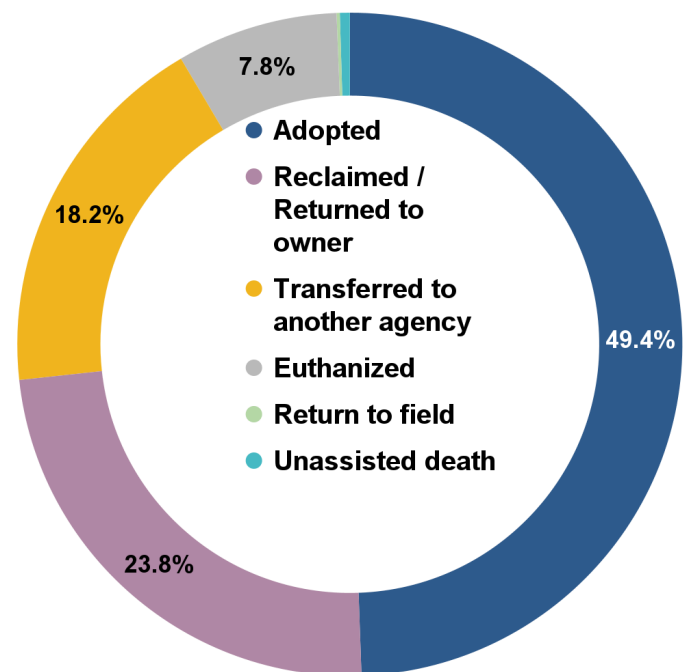
Dog	Puppy	Cat	Kitten	Wildlife	Other	Domestic Total	Total
92.9%	95.0%	89.8%	94.2%	31.3%	100.0%	93.3%	91.7%

309 or 49.4% of animals were adopted.

149 or 23.8% of animals were reclaimed by their owners. *The majority of animals represented in these outcomes were dogs with a license and/or microchip for owner-contact.*

114 or 18.2% of animals were transferred to another agency.

49 or 7.8% of animals were humanely euthanized, including cases of injured wildlife, injured or severely sick cats and kittens, and other domestic animals for medical reasons, or for behavioral issues which would make an animal unsafe to place back into the community.



December 2024 - Agency Monthly Report

[Cat intake is officially limited to cases where the cat is sick or injured, or in immediate danger due to cruelty, neglect, and similar circumstances.](#) There is decreased intake volume for cats, and an increased percentage of medically-recommended euthanasia for adult cats due to these intake conditions.

1 cat or 0.2% of animals were returned to field. 2 cats and 1 wild bird, or 0.5% of animals, died in care.

Outcome Type	Dog	Puppy	Cat	Kitten	Wildlife	Other	Total
Adopted	117	6	97	83	0	6	309
Reclaimed / returned to owner	110	7	14	3	0	15	149
Transferred to another agency	23	6	11	27	5	42	114
Euthanized	19	1	12	7	10	0	49
Return to field	0	0	1	0	0	0	1
Unassisted death	0	0	2	0	1	0	3
Other outcomes	0	0	0	0	0	0	0
Total	269	20	137	120	16	63	625

Transfers

MCAS transferred 114 or 18.2% of shelter animals to other shelters and rescues. ***Thank you to our community partners for your lifesaving work.***

- Oregon Humane Society
- Caye's Aquarium
- Bird Alliance Of Oregon
- NW Animal Companions
- Stumptown Strays
- West Columbia Gorge Humane Society
- Pacific Pug Rescue
- Oregon Department Of Fish And Wildlife
- Lavender Haven Sanctuary And Rescue
- Lancaster Four Dog Rescue
- Angels For Sara Sanctuary

Volunteers

Volunteers support the pets of our community in many different ways. A network of foster volunteers provides vital support to kittens, puppies, and other at-risk shelter animals. Volunteers walk and socialize dogs throughout the day, and support adoption meet & greets. They socialize cats and small animals. They help clean and add material enrichment to enclosures. They support the constant demand for clean laundry and dishes. They support office staff and special events, and so much more.

Thank you to our volunteers for your service to the pets and people of our community!

Volunteer Roles	Volunteers	FTE**	Hours
Cats	8	0.54	94
Cleaning	34	1.38	239
Dogs	50	2.91	505
Events	0	0.00	0
Foster Animals	97	27.26	4,724
Info Desk	11	0.99	172
Transport	5	0.05	9
Other <i>(Office, surgery, reserve officer, etc.)</i>	8	0.58	101
Total*	191	33.72	5,844


**Unique volunteers - many volunteers serve in multiple roles.*

***FTE is the estimated equivalent number of full-time employees.*

Online Resources

Many services provided by MCAS are accessible online, at multcopets.org. Members of the public can search for adoptable or lost / found pets, license their pets, and learn about other resources and news. MCAS website pages are translated into four languages.

Page Categories	Page Views
Adoptable Pets	347,641
Lost & Found Pets	55,658
Home Page Visits	26,908
Licensing Resources	15,241
News & Updates	8,224
Low-Cost Services	4,667
Kitten Resources	160
Field Services	3,242
Volunteering	1,557
Other Pages	41,945
Total	505,243



Field Services

Field Services officers responded to many urgent needs of community members and their pets, investigated cases of potential cruelty or neglect, loose-aggressive animals, bites, and picked up stray, injured, abandoned, potentially dangerous, or deceased animals. Officers also responded to non-urgent calls such as barking dogs, animal trespass, and other community issues.

Dispatch Category	Count	Percentage
Welfare Check	92	15%
Wildlife	56	9%
Emergency Custody	56	9%
Loose Aggressive Follow-Up	55	9%
Dead	52	8%
Confined Animal- Not Urgent	46	7%
Loose Animal- Injured / Aggressive / In Danger	44	7%
Bite Investigation - Dog	41	7%
Service Call	30	5%
Transport To/from Shelter/vet	29	5%
Loose Animal- Nuisance	29	5%
Other	85	14%
Total	615	100%

Pet Licensing

MCAS issued 1,989 total new or renewed licenses.

Type	Cats	Dogs	Total
Licenses Issued	734	1,255	1,989